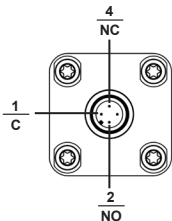



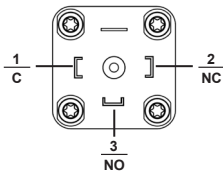
400 Series

Mechanical Heavy-Duty

Function SPST or SPDT
 Contact rating 6A @ 125/250 Vac
 6A @ 12/24 Vdc



M12x1 (4-Pin)



DIN EN 175301-803
 Form A

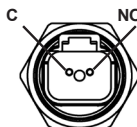
NOSHOK

Pressure Switches Wiring Diagrams 100, 200, 300 & 400 Series

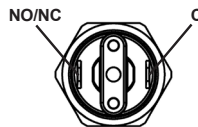
100 Series

Mechanical Compact SPST

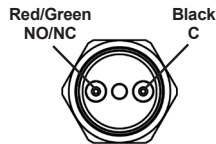
Function SPST N.O. or N.C. Contact
 Contact rating 100 VA Max Voltage 42 Vdc



2-Pin Deutsch



2-Pin
 Spade/Terminal Screw



Flying Leads

1010 West Bagley Road • Berea, Ohio 44017
 440-243-0888 • Fax 440-243-3472
 E-mail: noshok@noshok.com • Web: www.noshok.com

200 Series

Mechanical Compact SPDT

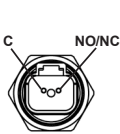
Function

Contact rating

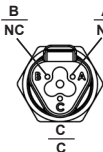
SPST or SPDT

5A @ 125/250 Vac

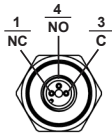
5A @ 12/24 Vdc



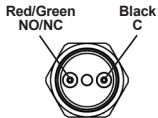
2-Pin Deutsch



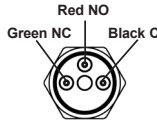
3-Pin Deutsch



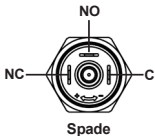
M12x1 (4-Pin)



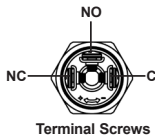
Flying Leads (SPST)



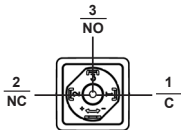
Flying Leads (SPDT)



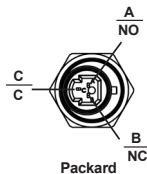
Spade



Terminal Screws



DIN EN 175301-803 Form A



Packard

300 Series

Mechanical Compact SPDT with Adjustable Hysteresis

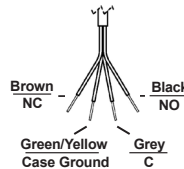
Function

Contact rating

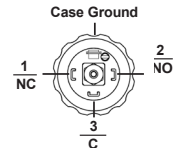
SPST or SPDT

6A @ 125/250 Vac

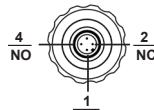
6A @ 12/24 Vdc



Integral Cable

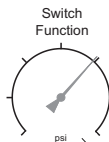


DIN EN 175301-803 Form A

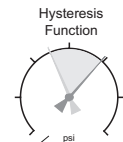


M12x1 (4-Pin)

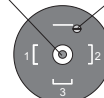
Cable connected to DIN EN 175301-803 Form A (Option -1)	
NC	Black
NO	White
C	Red



psi



psi



300 Series Switch Note: Rotating the hysteresis adjustment completely clockwise or counter-clockwise will disengage the switch function.