




EVALUATION KIT AVAILABLE
Contact us to request yours



The Advanced Panel Meter

APM Range

MODELS: Volt Meter, Ammeter, Frequency Meter



Programmable backlight color to alert user
UNDER CURRENT → OPTIMAL CURRENT → OVER CURRENT

Warning flash

40 Segment curved bar graph display

Combined **digital and bar graph** display
NEW 20 point non-linearization scaling

Programmable scale

16 Position switch for selecting standard configurations

NEW 10 alarm set points

USB 2.0
USB port for custom user settings via the **free easy-to-use software**

Full 4 digit readout for accuracy

Available in either **POSITIVE** or **NEGATIVE**

WIDE viewing angle

Less than 53mm deep

2 outputs: Digital (open collector) or Analog (4-20mA)
NEW Digital Output Delays

PLC

Programmable 4 digit star-burst display. Custom messages & annunciators

The most visible, easy to use, programmable panel meter on the market. The APM provides accurate measurement with an immediate visual indication of critical parameters. It has been designed for engineers who require a more effective way of monitoring and displaying data.

The unique display combines traditional moving coil meters with the latest digital panel meters and it features a multitude of options that can be set using the APM software. The backlight can be programmed to change color to alert the operator when the current or voltage supply is too high or too low, reducing the risk of equipment failing and improving efficiency.

Key Features

Unique Display

- 40 segment bar graph display
- Large 4 digit display
- Separate Starburst display area for annunciators, messages and alarm information
- Dynamic backlight colour

Programmable

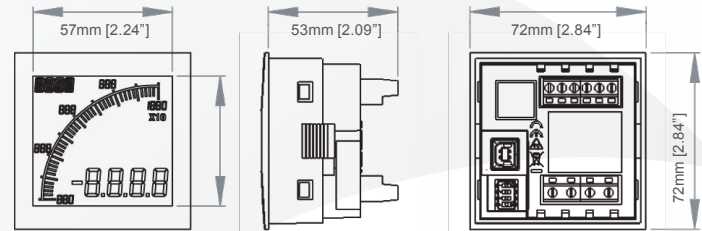
- Scale (offset, gain and linear) and Range (min and max)
- User selectable backlight color and intensity
- ***NEW*** 20 point non-linearization scaling for non-linear sensors e.g. thermocouples and pressure transducers
- ***NEW*** Ten independent alarm set-points
- ***NEW*** Configurable digital output delays (control the time output stays open/closed - .5 seconds – 120 seconds)

MEASUREMENT	VOLT	AMP	FREQUENCY
Input range (DC)	0 - 600V	0 - 5A	-
Input range (AC)	0 - 600V	0 - 5A	2 - 400Hz
Max Using CT		10,000A	
Accuracy	1%	1%	0.5%
Display modes		Peak or RMS	
ENVIRONMENTAL			
Temperature - operating		-10 to +60°C	
Temperature - storage		-40 to +70°C	
IP rating (from the front)	NEMA 4 & 12 (UL50) with IP65		
POWER SUPPLY			
Nominal Input (AC or DC)	12-24 VAC/VDC		
DISPLAY			
Number of digits	4		
Digit height	12mm [0.47"]		
Digit height of annunciator	6mm [0.23"]		
Number of message characters	4		
Backlight colours	Red, Green, White		
LCD display	Positive or Negative		
OUTPUT MODELS			
Max voltage	34V		
Max current	500mA		
Analogue output	4-20mA		
CERTIFICATION			
	UL and cUL, CE, UKCA		

Visibility

- User adjustable backlight brightness and colour
- Large display
- Wide viewing angle (both horizontal and vertical)
- Custom annunciators
- Positive and negative LCD options for indoor or outdoor environments

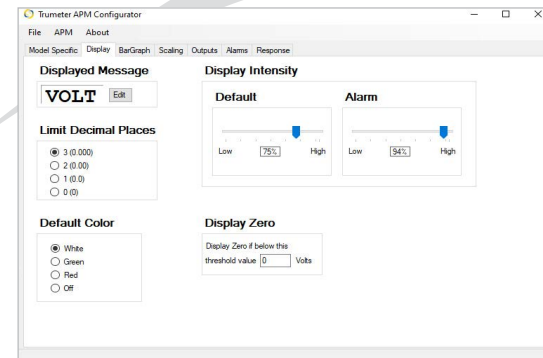
Dimensions:



Panel cutout: 68mm x 68mm [2.68" x 2.68"] as per DIN43700/IEC61554

Easy To Use Software

Just plug into any USB port on your PC, run the freely available APM Configurator application and you're off. No drivers required.



Part Numbers: (POS LCD = Positive LCD; NEG LCD = Negative LCD)

Volt	Description	Amp	Description	Frequency	Description
APM-VOLT-APO	APM VOLT METER, POS LCD W/OUTPUTS	APM-AMP-APO	APM AMMETER, POS LCD W/OUTPUTS	APM-FREQ-APO	APM FREQ METER, POS LCD W/OUTPUTS
APM-VOLT-ANO	APM VOLT METER, NEG LCD W/OUTPUTS	APM-AMP-ANO	APM AMMETER, NEG LCD W/OUTPUTS	APM-FREQ-ANO	APM FREQ METER, NEG LCD W/OUTPUTS
022128-01	USB Cable				
022150-01	APM Evaluation Kit				
By Request: Modbus Connectivity					
APM-VOLT-APS	APM VOLT METER, POS LCD W/MODBUS	APM-AMP-APS	APM AMMETER, POS LCD W/MODBUS	APM-FREQ-APS	APM FREQ METER, POS LCD W/MODBUS
APM-VOLT-ANS	APM VOLT METER, NEG LCD W/MODBUS	APM-AMP-ANS	APM AMMETER, NEG LCD W/MODBUS	APM-FREQ-ANS	APM FREQ METER, NEG LCD W/MODBUS