



Technical Data Sheet

Gamma 20



Gamma 20 Multimeter is 5 ³/₄ digit high performance precision instruments for laboratory use, as well as for service and training. With a display range of 300,000 digits, as well as outstanding accuracy and long-term stability, they fulfill all requirements for use

Special Features

- Convenient triple display
- High resolution and precision
- RMS value with distorted waveshape
- Overload protection
- Automatic blocking sockets (ABS)

Application

Gamma 20 Multimeter is 5 ¾ digit high performance precision instruments for laboratory use, as well as for service and training. With a display range of 300,000 digits, as well as outstanding accuracy and long-term stability, they fulfill all requirements for use

Product Features

Convenient Triple Display	Simultaneous measurement of voltage and frequency or voltage and min, max values is possible. Also current and frequency or the current measurement and minimum and maximum values are displayed simultaneously. The usual switching back and forth between display values is no longer necessary. Main display resolution for AC is 4 ¾ places and for DC it is 5 ¾ places	Overload Protection	The instrument is safeguarded for up to 1000V in all measuring functions by overload protection. An acoustic signal is generated if the upper voltage or current range limit is exceeded. FUSE appears at the display if the fuse for the current
High Resolution & Precision	5 ¾ places (309,999 digits) for DC measured quantities and 4 ¾ places (30,999 digits) for AC measured quantities allow for precision reference measurements and use as a calibration standard for testing devices and assemblies.	Measuring Category	1000V CAT III/600V CAT IV as per IEC Standard 61010-1.
RMS Value with Distorted Waveshape	The utilized measuring method allows for waveshape independent RMS measurement (TRMS AC)	Automatic Blocking Sockets (ABS)	Automatic blocking sockets prevent incorrect connection of measurement cables and inadvertent selection of the wrong measured quantity. This significantly reduces danger to the user, the instrument and the system under test, and in many cases eliminates it entirely.
Additional Functions	Resistance (Ω), Temperature (°C), Continuity, Diode, Capacitance, Frequency, Duty cycle	Backlit Display	The instrument is provided with user selectable Back-lit for taking measurements in poor lighting conditions / dark areas.

Technical Specifications

Reference conditions for Accuracy		Applicable Regulations and Standards	
Reference temperature	23°C ± 2K	IEC 1010-1 / EN61010-1	Safety regulations for electrical measurement, Control, regulating and laboratory devices
Relative Humidity	45%...55% RH	IEC 61326:2002 Class B	Electrical equipment for control technology and laboratory use - EMC requirements
Waveform of measured quantity	Sinusoidal	IEC 61000-4-2	8kV atmosphere discharge. 4kV contact discharge
Input frequency	50 or 60 Hz ±2%	IEC 6100-4-3	3VT/m
Battery Voltage	8 V ± 0.1 V	DIN EN 60259	Test equipment & test procedures
Safety		DIN VDE 0470 part 1	-Degrees of protection provided by enclosures (IP Code).
Pollution degree	2	Applicable Standards	
Installation category	III IV	EMC	IEC 61326: Class B
Operating voltage	1000V 600V	Immunity	IEC 61000-4-2 8 KV atmosphere discharge, 4 KV contact discharge IEC 61000-4-3 : 3 V/m
High Voltage Test	6.7 kV (IEC 61010-1-2001)	IP for water & dust	IEC 60529 : IP 50 for Housing
Fuses			
For ranges up to 300 mA	FF1.6A /1000V/6.3mm x 32 mm. Rating 20 KA with 1000 V~ and ohmic load. In conjunction with diodes protects all current measuring ranges up to 300 mA.		
For the range 10A	16 A /1000V /10 mm X 38 mm, protects 10 A range up to 1000 V.		

Technical Specifications



Battery	
Battery Voltage	9V flat cell battery
Battery type	Manganese Dioxide cell as per IEC 6 F22 or alkaline manganese cell according to IEC 6 LR61 suitable NiCd storage battery.
Battery Life	Minimum 300 hours on Vdc, Adc, 150 hours on Vac, Aac. Without Backlit

Environmental	
Operating temperature	-10 to +50°C
Storage temperature	-25 to +70°C
Relative humidity	<75% non condensing.
Altitude	Up to 2000 m

Mechanical Configuration	
Protection type	IP 50, for the connection sockets IP 20.
Dimensions	84 mm X 195 mm X 35mm
Weight	350 gm approx, including battery.

Meas. function	Meas. Range	Resolution at Measuring Range Upper Limit		Input impedance		Inherent Deviation at highest resolution under reference condition		Overload Value	Capacity 4)	Meas. function
		300000 ¹⁾	30000 ¹⁾	DC	AC	DC Accuracy ±(.% of rdg + .. %rng + ... Digit)	AC Accuracy ⁹⁾ ±(.% of rdg + ... Digit)			
V	3.0V	100 μV	100 μV	11 MΩ	5 MΩ // < 50pF	0.02+0.008+20	0.2+30	DC AC RMS Sine 1000V	Continuous	V
	30.0V	1 mV	1 mV	10 MΩ	5 MΩ // < 50pF	0.02+0.008+20	0.2+30			
	300V	10mV	10 mV	10 MΩ	5 MΩ // < 50pF	0.02+0.008+20	0.2+30			
	1000V	100 mV	100 mV	10 MΩ	5 MΩ // < 50pF	0.02+0.008+20	0.2+30			
	300mV	10 μV	10 μV	>20MΩ	5 MΩ // < 50pF	0.02+0.015+30 6)	0.5+30			
				Voltage drop. approx. for upprange limit B		DC Accuracy ±(.% of rdg + .. % rng + ... Digit)	AC Accuracy ⁹⁾ ±(.% of rdg + ... Digit)			
A	300μA	10nA	10nA	300mV	300mV	0.05+0.02+20	0.5+30	0.36A	Continuous	A
	3 mA	100nA	100nA	300mV	300mV	0.02+0.01+20	0.5+30			
	30mA	1nA	1 μA	300mV	300mV	0.02+0.01+20	0.5+30			
	300mA	10 μA	10 μA	300mV	300mV	0.1+0.01+20	0.5+30			
	10A	1mA	1mA	400mV	400mV	0.2+0.05+30	0.5+30	10A5)	5 min	
				Open-circuit voltage		±(.% of rdg + .. %rng + ... Digit)				
Ω	300Ω	10mΩ		1.3V	--	0.05+0.015+20 6)		1000V DC AC RMS	10 Sec	Ω
	3.0 kΩ	100mΩ		0.5V	--	0.05+0.015+20				
	30 kΩ	1Ω		0.5V	--	0.05+0.015+20				
	300 kΩ	10Ω		0.5V	--	0.05+0.025+20				
	3.0 MΩ	100Ω		0.5V	--	0.1+0.025+20				
	30 MΩ	1kΩ		0.3V	--	1+0.25+20				
🔊)	300 Ω	0.1 Ω		max. 1.3V	--	1.2+0+10		Sine		🔊)
➔	2.0 V	100μV		max. 2.5 V		0.2+0+10				➔
				Discharge resistor	U ₀ max.	±(.% of rdg + ... %rng)				
F	3.0 nF	1 pF		10 MΩ	3 V	2.5+0.2 ⁶⁾		1000V DC AC RMS Sine	10 Sec	F
	30 nF	10pF		10 MΩ	3 V	1.2+0.2				
	300nF	100pF		1 MΩ	3 V	1.2+0.2				
	3.0μF	1 nF		100 kΩ	3 V	1.2+0.2				
	30μF	10nF		11 kΩ	3 V	1.2+0.2				
	300μF	100nF		2 kΩ	3 V	3.2+1				
	3000μF	1 μF		2 kΩ	3 V	3.2+1				
	30000μF	10 μF		2 kΩ	3 V	3.2+1				
				f min 3)		±(.% of rdg. + ... Digit)				

Technical Specifications

Meas. function	Meas. Range	Resolution at Measuring Range Upper Limit	Input impedance	Inherent Deviation at highest resolution under reference condition	Overload	Capacity 4)	Meas. function
Hz	300.00Hz	0.01Hz	10 Hz	$0.1+3^{7)}$	$< 3 \text{ KHz}$ 1000V $\leq 30 \text{ KHz}$ 300V $\leq 100 \text{ KHz}$ 30V	Continuous	Hz
	3.0000kHz	0.1Hz	100 Hz	$0.1+3^{7)}$			
	30.0000kHz	1Hz	100Hz	$0.1+3^{7)}$			
	300.000kHz	10Hz	1kHz	$0.05+10^{7)}$			
	100 min ²⁾	10 ms		$\pm 20\text{Digit}$	1000V		
				$\pm(\dots\% \text{ of rdg. } + \dots\text{Digit})$			
°C	Pt100	-200.0... +100.0 °C	0.1 °C	1Kelvin + 3 ⁸⁾	1000V DC AC RMS Sine	10 Sec	°C
		+100.0... +850.0 °C		$1\% + 3^{8)}$			
	Pt1000	-100.0... +100.0 °C		1 Kelvin + 3 ⁸⁾			
		+100.0... +850.0 °C		$1\% + 3^{8)}$			

1) Display : 5 ³/₄ places for DC , 4 ³/₄ places for AC

2) Stopwatch : Format : mm : ss : hh

Where m = minute, s = second and h = hundredth second,
max. : 99 : 59 : 59

3) Lowest measurable frequency with sinusoidal measurement signal symmetric to zero point.

4) at 0 4°C

5) 12A - 5min, 16A - 30 s


6) With zero adjuster; Without zero adjuster.

7) Vac > 1V_{eff}/rms

8) Without sensor

9) Values less than 150 counts are suppressed.

Response time (After manual range selection)

Measured Quantity / Measured range	Response time	Transient response for step function of the measured quantity
VDC, VAC, A AC+DC, A AC	1.5 s	From 0 to 80 % of upper range limit.
30Ω...3 MΩ	2 s	From ∞ to 50 % of upper range limit.
30 MΩ	5 s	
	1.5s	
°C	3 s	From 0 to 50 % of upper range limit.
3.0nF, 300μF,	Max. 1... 3 s	
3000 μF	Max. 7 s	
30000 μF	Max. 14 s	
300 Hz, 3KHz	Max 2 s	
30 KHz, 300 KHz	Max 0.7 s	

Influence Quantities & Influence Errors:

Influence Quantity	Range of Influence		Measured Quantity / Measuring Range	Variation ¹⁾ ± (...% of rdg. +digits)
Temperature	-10 °C +21 °C and +25 °C...+40°C		VDC	0.05+3
			V ~	0.2+3
			300µA ... 300mA DC	0.2+3
			300µA ... 300mA AC	0.3+3
			10 A AC,10 A DC	0.5+3
			300 Ω ²⁾	0.1+5
			3 KΩ – 3 MΩ	0.1+3
			30 MΩ	0.6+3
			30 nF ²⁾ – 30 µF	0.5+3
			30 µF-30mF	2.0+3
			Hz	0.1+3
				-200...+200 °C
		+200...+850°C	0.5+2	
	25 Hz...< 45 Hz		300 mV ~	1.0+20
	> 65 Hz... 200 Hz			1.0+20
Frequency of the measured quantity	25 Hz...< 45 Hz		3...300V ~	1.0+20
	> 65 Hz... 400 Hz			0.5+20
	>400 Hz...1 <KHz			0.5+20
	>1 KHz ...20 KHz			0.5+20
	25 Hz...< 30 Hz		1000V ~	1.0+20
	> 30 Hz... 45 Hz			0.5+20
	>65 Hz...1 <KHz			2.0+20
	25Hz ...< 45 Hz		A~	1.0+20
	>65 Hz... 1 kHz			1.0+20
Wave form of the measured quantity ³⁾	Crest factor CF	1...3	V ~ ⁴⁾ , A~ ⁴⁾	± 1 % of rdg
		3...5		± 3 % of rdg
Battery Voltage	± ⁵⁾ ...< 7.5 V > 8.1 V ...10.0 V		V DC	±15 Digit
			V~	±30 Digit
			ADC	±20 Digit
			A AC	±40 Digit
			30Ω / 300 Ω/°C	±40 Digit
			3 kΩ – 30MΩ	±40 Digit
			Cpactance	±50 Digit
			Hz	±10 Digit
Relative humidity	75% 3Days Meter off			±1 Digit
DATA	-			± 1 digits
MIN/MAX	-	V ac/dc , A ac/dc		± 2 digits

Influence Quantity	Range of Influence	Measuring Ranges	Attenuation
Common Mode interference Voltage	Noise quantity max. 1000 V	V dc	> 120 dB
	Noise quantity max. 1000 V ~ 50 Hz, 60 Hz sinusoidal	300 mV~ ... 30V~	> 80 dB
		300 V~	> 70 dB
		1000 V~	> 60 dB
Normal Mode interference voltage	Noise quantity V ~ Value of the measuring range at a time Max. 1000V~,50Hz, 60Hz Sinusoidal	V dc	> 50dB
	Noise quantity max. 1000 V-	V~	>110dB

Ordering Information

Product Code	GM 20-	X	X	X	X	X	X	0000000
Type	Gamma 20	8						
Probe Set	Normal		N					
	Fine Tip		F					
Backlit	With Backlit			B				
	Without Backlit			Z				
CE Marking	CAT IV				4			
	CAT III				3			
Carrying Case	Without Carrying Case					0		
	With Carrying Case					1		
Gamma 30	Without Gamma 30						0	
	With Gamma 30						1	



sifam tinsley
PRECISION INSTRUMENTATION

Sifam Tinsley Instrumentation Inc.
3105, Creekside Village Drive,
Suite No. 801, Kennesaw,
Georgia 30144 (USA)
E-mail Id : psk@sifamtinsley.com
Web : www.sifamtinsley.com
Contact No. : +1 404 736 4903

Sifam Tinsley Instrumentation Ltd
Unit 1 Warner Drive,
Springwood Industrial Estate
Braintree, Essex, UK, CM72YW
E-mail: sales@sifamtinsley.com
Web: www.sifamtinsley.com/uk
Contact: +44(0)1803615139