

# Inductive sensor

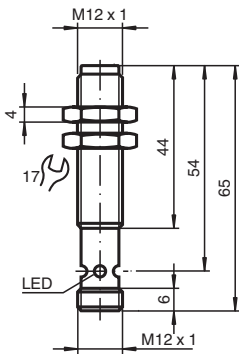
## NMB2-12GM65-E0-FE-V1



- Stainless steel sensing face
- Sensing range 2 mm
- 3-wire DC
- Ferrous targets



### Dimensions



### Technical Data

General specifications		
Switching function		Normally open (NO)
Output type		NPN
Rated operating distance	$s_n$	2 mm
Installation		flush
Output polarity		DC
Assured operating distance	$s_a$	0 ... 1.62 mm
Actuating element		Ferrous targets
Reduction factor $r_{Al}$		0
Reduction factor $r_{Cu}$		0
Reduction factor $r_{304}$		0.6 - 0.8
Reduction factor $r_{316Ti}$		0.1
Reduction factor $r_{S137}$		1
Reduction factor $r_{Brass}$		0
Output type		3-wire
Nominal ratings		
Operating voltage	$U_B$	10 ... 30 V DC

Release date: 2024-01-16 Date of issue: 2024-01-16 Filename: 908426\_eng.pdf

Refer to "General Notes Relating to Pepperl+Fuchs Product Information".

Pepperl+Fuchs Group  
www.pepperl-fuchs.com

USA: +1 330 486 0001  
fa-info@us.pepperl-fuchs.com

Germany: +49 621 776 1111  
fa-info@de.pepperl-fuchs.com

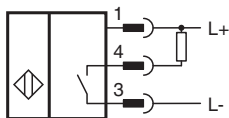
Singapore: +65 6779 9091  
fa-info@sg.pepperl-fuchs.com

PEPPERL+FUCHS

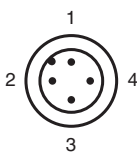
## Technical Data

Switching frequency	f	100 Hz
Hysteresis	H	3 ... 15 typ. 5 %
Reverse polarity protection		reverse polarity protected
Short-circuit protection		pulsing
Voltage drop	$U_d$	$\leq 2$ V DC
Operating current	$I_L$	$\leq 200$ mA
Current consumption		$< 14$ mA
Off-state current	$I_r$	$\leq 10$ $\mu$ A
<b>Functional safety related parameters</b>		
MTTF <sub>d</sub>		990 a
Mission Time (T <sub>M</sub> )		20 a
Diagnostic Coverage (DC)		0 %
<b>Indicators/operating means</b>		
Operation indicator		4-way dual LED Green: power Yellow: output
<b>Compliance with standards and directives</b>		
Standard conformity		
Standards		EN 60947-5-2:2007 IEC 60947-5-2:2007
<b>Approvals and certificates</b>		
UL approval		cULus Listed, General Purpose
CCC approval		CCC approval / marking not required for products rated $\leq 36$ V
<b>Ambient conditions</b>		
Ambient temperature		-40 ... 70 °C (-40 ... 158 °F)
<b>Mechanical specifications</b>		
Connection type		V1 connector (M12 x 1), 4-pin
Housing material		Stainless steel 1.4305 / AISI 303
Sensing face		Stainless steel 1.4305 / AISI 303
Degree of protection		IP67 / IP68 / IP69K - cordset dependent according to cable specification
Dimensions		
Length		65 mm
Diameter		12 mm

## Connection



## Connection Assignment



## Connection Assignment

Wire colors in accordance with EN 60947-5-2

1		BN	(brown)
2		WH	(white)
3		BU	(blue)
4		BK	(black)