

CORD GRIPS

Aluminum Cord Grips w/Metal Mesh (optional)



HANDLE NPT (C)	CABLE RANGE (B)	PART # ALUMINUM CORD GRIP	PART # ALUMINUM CORD GRIP W/MESH
1/2"	.312-.375"	CG121A	CG121AM
1/2"	.375-.438"	CG122A	CG122AM
1/2"	.438-.500"	CG123A	CG123AM
1/2"	.500-.562"	CG124A	CG124AM
1/2"	.562-.625"	CG125A	CG125AM
3/4"	.438-.500"	CG340A	CG340AM
3/4"	.500-.562"	CG341A	CG341AM
3/4"	.562-.625"	CG342A	CG342AM
3/4"	.625-.750"	CG344A	CG344AM
3/4"	.688-.812"	CG345A	CG345AM
1"	.750-.875"	CG1001A	CG1001AM
1"	.812-.938"	CG1002A	CG1002AM
1"	.875-1.000"	CG1003A	CG1003AM
1 1/4"	.875-1.000"	CG1141A	CG1141AM
1 1/4"	1.000-1.125"	CG1142A	CG1142AM
1 1/4"	1.125-1.250"	CG1143A	CG1143AM
1 1/4"	1.250-1.375"	CG1144A*	CG1144AM*

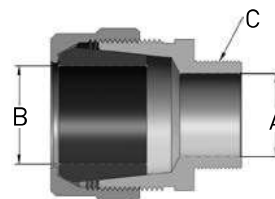
HANDLE NPT (C)	CABLE RANGE (B)	PART # ALUMINUM CORD GRIP	PART # ALUMINUM CORD GRIP W/MESH
1 1/2"	1.250-1.375"	CG1121A	CG1121AM
1 1/2"	1.312-1.437"	CG1125A	CG1125AM
1 1/2"	1.438-1.562"	CG1122A	CG1122AM
1 1/2"	1.562-1.688"	CG1123A*	CG1123AM*
1 1/2"	1.688-1.812"	CG1124A*	CG1124AM*
2"	1.688-1.812"	CG2001A	CG2001AM
2"	1.812-1.938"	CG2002A*	CG2002AM*
2"	1.938-2.062"	CG2003A*	CG2003AM*
2"	2.062-2.188"	CG2004A*	CG2004AM*
2"	2.188-2.312"	CG2005A*	CG2005AM*
2"	2.312-2.438"	CG2005AM*	CG2006AM*
2 1/2"	1.938 - 2.062"	CG2120A	CG2120AM
2 1/2"	2.062-2.188"	CG2121A	CG2121AM
2 1/2"	2.188-2.312"	CG2122A	CG2122AM
2 1/2"	2.312-2.438"	CG2123A*	CG2123AM*
3"	2.437-2.625"	CG3001A	CG3001AM
3"	2.625-2.812"	CG3002A	CG3002AM

Poly Cord Grips



Handle NPT (C)	Cable Range (B)	Part # Poly Cord Grip
1/2"	.350-.520"	CG127P
3/4"	.520-.680"	CG347P
1"	.680-.980"	CG1006P
1 1/4"	.980-1.260"	CG1145P
1 1/2"	1.260-1.560"	CG1125P
2"	1.190-1.530"	CG2001P
2"	1.520-1.860"	CG2002P
2"	1.850-2.190"	CG2003P*

i

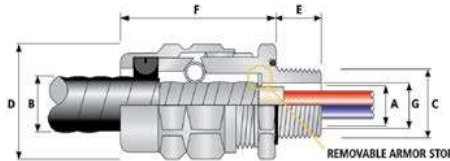


Cord Grip

Note: * Cable may have to be stripped to pass through the bore of the cord grip body (A).

Metal Cord Grips for Hazardous Locations

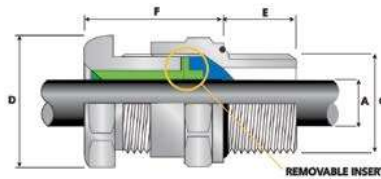
For use with Class I/II Division 2
Class 1 Zone 1
Zone 21



TMC2 Hazardous (Classified) Location Cord Grips for use with Corrugated & Interlocked Metal Clad Armor (MC) or TECK90, Continuously Welded Metal Clad Armor (MCHL), ACIC-HL, ACWU90-HL, RC90-HL, RA90-HL with an overall jacket of polymeric material.

PART # CORD GRIP	MATERIAL	ENTRY THREAD "C"	MINIMUM THREAD LENGTH "E"	CABLE ARMOR DIAMETER "A"				CABLE JACKET DIAMETER "B"		THRU BORE "G"	ACROSS FLATS "D"	ACROSS CORNERS "D"	NOMINAL ASSEMBLY LENGTH "F"
				ARMOR STOP IN		ARMOR STOP OUT		MIN	MAX				
				MIN	MAX	MIN	MAX						
TMC2-050NB075	Nickel Plated Brass	½"	0.78"	0.42"	0.55"	0.55"	0.63"	0.50"	0.75"	0.51"	1.20"	1.32"	2.44"
TMC2-050NB099	Nickel Plated Brass	½"	0.78"	0.60"	0.65"	0.65"	0.89"	0.69"	0.99"	0.61"	1.48"	1.63"	2.96"
TMC2-075NB118	Nickel Plated Brass	¾"	0.80"	0.79"	0.86"	0.86"	1.10"	0.87"	1.18"	0.82"	1.81"	1.99"	3.15"
TMC2-100NB137	Nickel Plated Brass	1"	0.98"	0.94"	1.08"	1.08"	1.28"	1.02"	1.37"	1.04"	2.05"	2.26"	3.55"

For use with Class I/II Division 2
Class 1 Zone 1
Zone 21

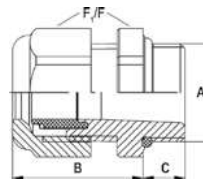


TC Hazardous (Classified) Location Cord Grips for use with all types of Unarmored Tray Cables, Extra Hard Usage Flexible Cables and Cord.

PART # CORD GRIP	MATERIAL	ENTRY THREAD "C"	MINIMUM THREAD LENGTH "E"	CABLE RANGE "A"		CABLE RANGE "A"		ACROSS FLATS "D"	ACROSS CORNERS "D"	NOMINAL ASSEMBLY LENGTH "F"
				INSERT		NO INSERT				
				MIN	MAX	MIN	MAX			
TC-050NB028	Nickel Plated Brass	½"	0.78"	0.126"	0.276"	N/A	N/A	1.201"	1.321"	1.200"
TC-050NB055	Nickel Plated Brass	½"	0.78"	0.256"	0.406"	0.406"	0.551"	1.201"	1.323"	1.200"
TC-075NB079	Nickel Plated Brass	¾"	0.80"	0.437"	0.610"	0.610"	0.787"	1.476"	1.626"	1.200"
TC-100NB104	Nickel Plated Brass	1"	0.98"	0.669"	0.854"	0.854"	1.035"	1.811"	1.992"	1.650"

Fiber Reinforced Poly Cord Grips for Hazardous Locations

For use with Class I/II Division 2
Class 1 Zone 1
Zone 21



PART # CORD GRIP	CABLE RANGE	THREAD TYPE & SIZE	DIMENSIONS (INCHES)			
			CLEARANCE HOLE	BODY LENGTH	THREAD LENGTH	WRENCH FLATS
			"A"	"B"	"C"	"F1/F"
CD13NA-BXA	.24 - .47"	½"	0.83"	1.06"	.51"	.95"
CD16NA-BXA	.39 - .55"	½"	0.83"	1.10"	.51"	1.06"
CD21NA-BXA	.51 - .71"	¾"	1.05"	1.22"	.55"	1.29"
CD21NR-BXA	.35 - .63"					
CD29NA-BXA	.71 - .98"	1"	1.35"	1.53"	.75"	1.65"
CD29NR-BXA	.51 - .79"					