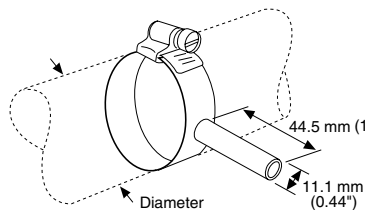



Low-Cost Bayonet Style with Stainless Steel Armor Cable

- ✓ Service Temperature to 480°C (900°F) Except for Type T Thermocouple
- ✓ A Wide Variety of Immersion Lengths, Styles and Mounting Arrangements Are Available
- ✓ Standard Configurations for Fast Delivery
- ✓ 304 Stainless Steel Construction
- ✓ Flexible 7 mm (0.275") Stainless Steel Cable [1.5 m (60") Standard] Hollow Tube Design
- ✓ Glass Braid Insulated 20 Gage Solid Thermocouple Wire
- ✓ Stranded Wire Available as Option
- ✓ Grounded Junction



Pipe Clamp Adaptors for Bayonet-Type Thermocouples†

† Note: Choose "A" thermocouple dimension of 57 mm (2.25") for all bayonet type thermocouples used with pipe clamp adaptors.

To measure temperature of pipes without drilling. Easily installed and removed.

Model Number ANSI Color Code	For Pipe Diameter (in)	Material is Stainless Steel
BTC-1	1/2 to 7/8	
BTC-2	7/8 to 1 1/2	
BTC-3	1 5/16 to 2 1/4	
BTC-4	2 1/4 to 3 5/16	
BTC-5	3 5/16 to 4 1/4	
BTC-6	4 5/16 to 5 1/4	

Standard Extruder Probes Bayonet Type

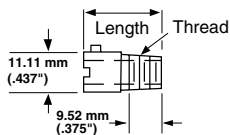
To Order Visit omega.com/bt-000_bt-090 for Pricing and Details

Dimensions*	Type	Cold End Termination	Model Number ANSI Color Code
Straight A = 57.2 mm (2 1/4") or 89 mm (3 1/2") B = 1.5 m (60")	J	1	BT-000-J-□-60-1
	J	2	BT-000-J-□-60-2
	K	1	BT-000-K-□-60-1
	K	2	BT-000-K-□-60-2
	T	1	BT-000-T-□-60-1
	T	2	BT-000-T-□-60-2
90° Bend A = 57.2 mm (2.25") or 89 mm (3.50") B = 1.5 m (60")	J	1	BT-090-J-□-60-1
	J	2	BT-090-J-□-60-2
	K	1	BT-090-K-□-60-1
	K	2	BT-090-K-□-60-2
	T	1	BT-090-T-□-60-1
	T	2	BT-090-T-□-60-2
90° Bend A = 57.2 mm (2.25") or 89 mm (3.50") B = 1.5 m (60")	E	1	BT-000-E-□-60-1
	E	2	BT-000-E-□-60-2
	E	1	BT-090-E-□-60-1
	E	2	BT-090-E-□-60-2
	E	1	BT-090-E-□-60-1
	E	2	BT-090-E-□-60-2

* Note: Insert 2/4 or 3/8" Standard "A" Dimension in space (□). Longer lengths available at cost per/inch. "B" standard dimensions is 60". For longer lengths, change "60" to desired length, (in inches) additional cost per foot to price. For ungrounded, add suffix "-UNGROUND" to model number.

Ordering Example: BT-090-K-2 1/4-60-2 is a 90° bend bayonet probe, Type K, 2 1/4" A dimension, 60" armored cable and an OSTW thermocouple connector.

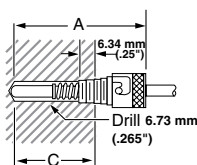
Adaptors for Bayonet-Type Thermocouples



Like a compression fitting, does not seal

Model Number ANSI Color Code	Length (in)	Thread Size
BTA-1	7/8	1/8-27 NPT
BTA-2	7/8	3/8-24
BTA-3	1 3/8	1/8-27 NPT
BTA-4	1 3/8	3/8-24
BTA-5	2 1/2	1/8-27 NPT
BTA-6	2 1/2	3/8-24

Drilling Selection Table for Spring Loaded Bayonet Type Thermocouples



Hole Depth "C" mm (in)**	Probe Length "A" (in)		
	7/8"	1 1/8"	2 1/2"
6 to 13 (1/4 to 1/2)	1 1/8"	2"	3 1/8"
13 to 25 (1/2 to 1)	2"	2 1/2"	3 3/8"
25 to 38 (1 to 1 1/2)	2 1/8"	3"	4 1/8"
38 to 50 (1 1/2 to 2)	3"	3 1/2"	4 3/8"
50 to 64 (2 to 2 1/2)	3 1/2"	4"	5 1/8"
64 to 76 (2 1/2 to 3)	4"	4 1/2"	5 3/8"
76 to 89 (3 to 3 1/2)	4 1/2"	5"	6 1/8"
89 to 102 (3 1/2 to 4)	5"	5 1/2"	6 3/8"
102 to 114 (4 to 4 1/2)	5 1/2"	6"	7 1/8"
114 to 127 (4 1/2 to 5)	6"	6 1/2"	7 3/8"

** For deeper holes than those listed, add 1/2" to probe dimension "A" for each 1/2" of hole depth dimension "C".
Note: Thermocouples supplied without BTA adaptors.

Discount Schedule	
1-24 Units Net	100-249 Units..... 10%
25-99 Units.....7%	250 and up....Consult Sales