



# 15W Interchangeable Wall Plug Adapter



## Features

- Double Insulated
- Field Changeable AC Plugs – sold separately
- DOE Level VI Compliant
- ErP 2009/125/EC (EU 2019/1782)
- Class B EMI
- Limited Power Source (LPS)

## Applications

- Wireless Communications
- Portable Equipment
- Peripherals
- Networking

\* NRCan approval for PSC15R-050-R, PSA15R-120P6-R, PSA15R-150P6-R, PSA15R-240P6-R, PSA15R-480P6-R models only

Phihong Taiwan - No.568, Fuxing 3rd Rd., Guishan Dist., Taoyuan City (33383), Taiwan, ROC

Phihong USA - 47800 Fremont Blvd. Fremont, CA 94538, USA

Phihong Europe - Wattstraat 50, 2171 TR Sassenheim, The Netherlands



# PSX15R Specifications<sup>1</sup>

Model		PSC15R-050-R <sup>1</sup>	PSC15R-060-R	PSC15R-075-R	PSC15R-090-R
Output	DC Output Voltage	5.0V	5.9V	7.5V	9.0V
	Max Current	3.0A	2.5A	2.0A	1.67A
	Output Power	15.0W	14.75W	15.0W	15.0W
	Regulation	± 5%	± 5%	± 5%	± 5%
	Ripple & Noise P-P(max) <sup>2</sup>	100mV	100mV	100mV	120mV
Input	AC Input Voltage Range	90 to 264VAC			
	AC Input Frequency	47 to 63Hz			
	Input Current	0.5A (RMS) max for 120Vac/max load 0.25A (RMS) max for 240Vac/max load			
	Inrush Current	<40A for 120VAC, <60A for 240VAC (Cold start at ambient 25°C, full load)			
	No Load Power Consumption at 115VAC Input	0.034W	0.044W	0.049W	0.062W
	No Load Power Consumption at 230VAC Input	0.061W	0.074W	0.079W	0.094W
	115VAC Average Efficiency <sup>3</sup>	83.98%	83.50%	85.92%	86.77%
	230VAC Average Efficiency <sup>3</sup>	83.33%	82.81%	85.3%	85.76%
	230VAC 10% Load Efficiency <sup>3</sup>	80.58%	79.16%	81.19%	79.60%
	Leakage Current	0.25mA max			
Protection	Over-Voltage	<13V			
	Short Circuit	The output can be shorted permanently without damage.			
	Over-Current	2A Short circuit auto-restart			
Environmental	Operating Temperature	0°C to +40°C			
	Non-Operating Temperature	-40° to +85°C			
	Operating Humidity	20 to 90%			
Safety Approvals and EMC	Dielectric Withstand (HI-POT)	Primary to Secondary: 3000VAC for 1min, 10mA			
	Insulation Resistance	Primary to Secondary: >7M ohm for 500VDC			
	Standards	cULus 60950-1, cULus 62368-1, IEC60950-1, IEC 62368-1, AS/NZS 62368.1:2018			
	EMI Emissions	FCC Part 15 Class B, CAN ICES-003(B)/NMB-003(B), EN 55032/CISPR 32 Class B Conducted and Radiated,			
	Harmonic Current Emissions	IEC 61000-3-2			
	Voltage Fluctuations & Flicker	IEC 61000-3-3			
	Immunity	EN 55035/CISPR 35: IEC 61000-4-2, IEC 61000-4-3, IEC 61000-4-4, IEC 61000-4-5, IEC 61000-4-6, IEC 61000-4-8, IEC 61000-4-11			
Mechanical	Dimensions (L x W x H)	71.7mm (2.82in) x 50mm (1.97in) x 33.2mm (1.31in)			
	Weight	115g			
	DC Cord	1500mm			
	DC Output Connector	5.5mm x 2.1mm x 10mm center positive			

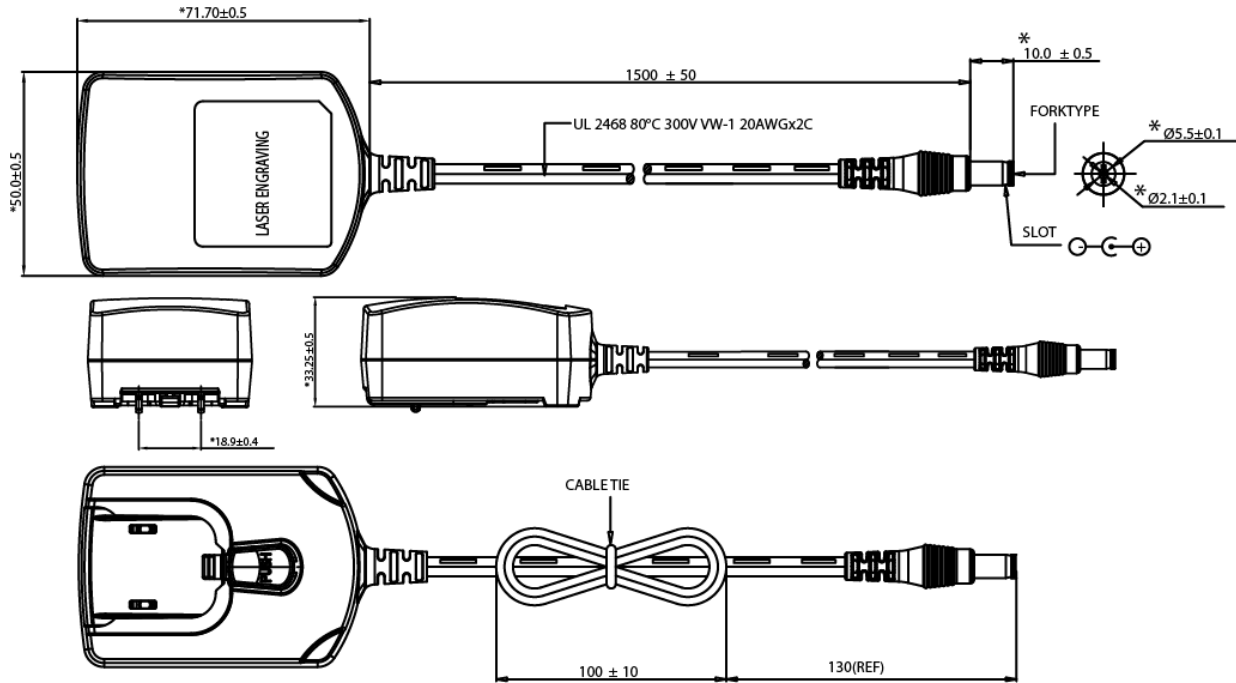
Model		PSA15R-120P6-R*	PSA15R-150P6-R*
Output	DC Output Voltage	12.0V	15.0V
	Max Current	1.25A	1.0A
	Output Power	15.0W	15.0W
	Regulation	± 5%	± 5%
	Ripple & Noise P-P(max) <sup>2</sup>	100mV	100mV
Input	AC Input Voltage Range	90 to 264VAC	
	AC Input Frequency	47 to 63Hz	
	Input Current	0.5A (RMS) max for 120Vac/max load 0.25A (RMS) max for 240Vac/max load	
	Inrush Current	<40A for 120VAC, <60A for 240VAC (Cold start at ambient 25°C, full load)	
	No Load Power Consumption at 115VAC Input	0.031W	0.0518W
	No Load Power Consumption at 230VAC Input	0.054W	0.0751W
	115VAC Average Efficiency <sup>3</sup>	86.3%	85.58%
	230VAC Average Efficiency <sup>3</sup>	85.6%	84.76%
	230VAC 10% Load Efficiency <sup>3</sup>	77.5%	72.18%
	Leakage Current	0.25mA max	
Protection	Over-Voltage	<13V	
	Short Circuit	The output can be shorted permanently without damage.	
	Over-Current	2A Short circuit auto-restart	
Environmental	Operating Temperature	0°C to +40°C	
	Non-Operating Temperature	-40° to +85°C	
	Operating Humidity	20 to 90%	
Safety Approvals and EMC	Dielectric Withstand (HI-POT)	Primary to Secondary: 3000VAC for 1min, 10mA	
	Insulation Resistance	Primary to Secondary: >7M ohm for 500VDC	
	Standards	cULus 60950-1, cULus 62368-1, IEC60950-1, IEC 62368-1, AS/NZ 60950-1	
	EMI Emissions	FCC Part 15 Class B, CAN ICES-003(B)/NMB-003(B), EN 55032/CISPR 32 Class B Conducted and Radiated,	
	Harmonic Current Emissions	IEC 61000-3-2	
	Voltage Fluctuations & Flicker	IEC 61000-3-3	
	Immunity	EN 55035/CISPR 35: IEC 61000-4-2, IEC 61000-4-3, IEC 61000-4-4, IEC 61000-4-5, IEC 61000-4-6, IEC 61000-4-8, IEC 61000-4-11	
Mechanical	Dimensions (L x W x H)	71.7mm (2.82in) x 50mm (1.97in) x 33.2mm (1.31in)	
	Weight	115g	
	DC Cord	1500mm	
	DC Output Connector	5.5mm x 2.1mm x 10mm center positive	

Model		PSA15R-240P6-R *	PSA15R-480P6-R*
Output	DC Output Voltage	24.0V	48.0V
	Max Current	0.65A	0.313A
	Output Power	15.6W	15.0W
	Regulation	± 5%	± 5%
	Ripple & Noise P-P(max) <sup>2</sup>	200mV	400mV
Input	AC Input Voltage Range	90 to 264VAC	
	AC Input Frequency	47 to 63Hz	
	Input Current	0.5A (RMS) max for 120Vac/max load 0.25A (RMS) max for 240Vac/max load	
	Inrush Current	<40A for 120VAC, <60A for 240VAC (Cold start at ambient 25°C, full load)	
	No Load Power Consumption at 115VAC Input	0.062W	0.061W
	No Load Power Consumption at 230VAC Input	0.081W	0.079W
	115VAC Average Efficiency <sup>3</sup>	85.83%	86.42%
	230VAC Average Efficiency <sup>3</sup>	85.08%	86.69%
	230VAC 10% Load Efficiency <sup>3</sup>	72.39%	75.75%
	Leakage Current	0.25mA max	
Protection	Over-Voltage	<13V	
	Short Circuit	The output can be shorted permanently without damage.	
	Over-Current	2A Short circuit auto-restart	
Environmental	Operating Temperature	0°C to +40°C	
	Non-Operating Temperature	-40° to +85°C	
	Operating Humidity	20 to 90%	
Safety Approvals and EMC	Dielectric Withstand (HI-POT)	Primary to Secondary: 3000VAC for 1min, 10mA	
	Insulation Resistance	Primary to Secondary: >7M ohm for 500VDC	
	Standards	cULus 60950-1, cULus 62368-1, IEC60950-1, IEC 62368-1, AS/NZ 60950-1	
	EMI Emissions	FCC Part 15 Class B, CAN ICES-003(B)/NMB-003(B), EN 55032/CISPR 32 Class B Conducted and Radiated,	
	Harmonic Current Emissions	IEC 61000-3-2	
	Voltage Fluctuations & Flicker	IEC 61000-3-3	
	Immunity	EN 55035/CISPR 35: IEC 61000-4-2, IEC 61000-4-3, IEC 61000-4-4, IEC 61000-4-5, IEC 61000-4-6, IEC 61000-4-8, IEC 61000-4-11	
Mechanical	Dimensions (L x W x H)	71.7mm (2.82in) x 50mm (1.97in) x 33.2mm (1.31in)	
	Weight	115g	
	DC Cord	1500mm	
	DC Output Connector	5.5mm x 2.1mm x 10mm center positive	
Notes	1. The specifications defined are at ambient temperature of 25°C, unless otherwise specified. 2. 20MHz bandwidth frequency oscilloscope, add a 0.1µF multilayer Cap. and Low ESR Electrolytic Cap. (10µF) at output connector terminals (nominal line voltage, full load). 3. Efficiency is measured after 30 minutes burn-in.		

\* NRCan approval for PSC15R-050-R, PSA15R-120P6-R, PSA15R-150P6-R, PSA15R-240P6-R, PSA15R-480P6-R models only



# Outline Drawing





**Supplier's Declaration of Conformity**  
**47 CFR § 2.1077 Compliance Information**


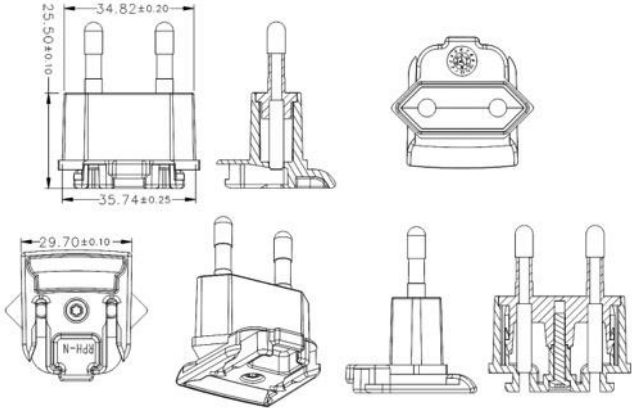

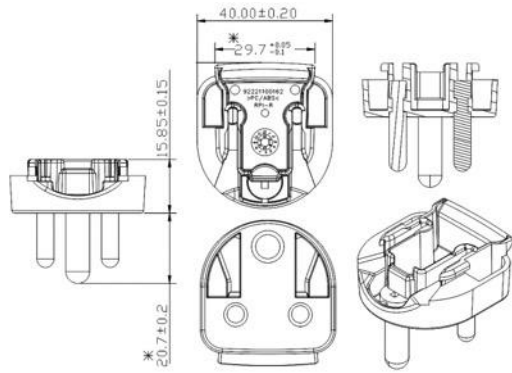

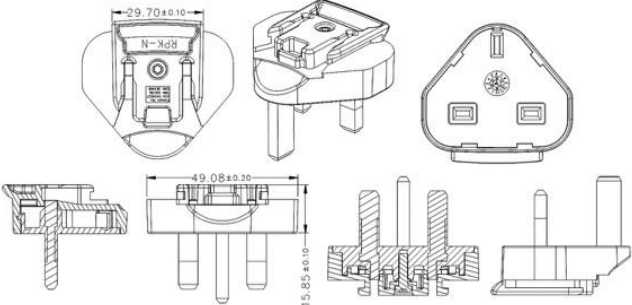

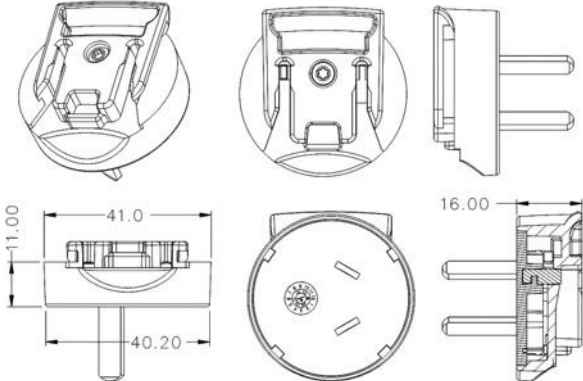
Phihong USA Corporation  
47800 Fremont Boulevard  
Fremont, CA 94538  
Telephone: (510) 445-0100  
[www.phihong.com](http://www.phihong.com)

*This device complies with/The devices in this product series comply with part 15 of the FCC Rules. Operation is subject to the following two conditions: (1) This device may not cause harmful interference, and (2) this device must accept any interference received, including interference that may cause undesired operation.*


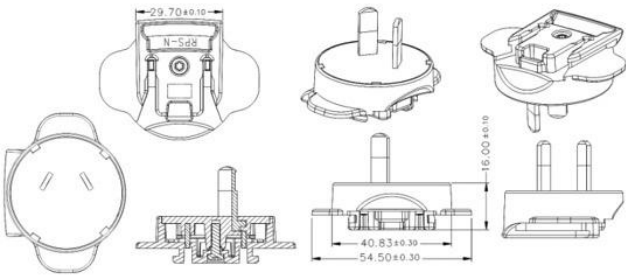

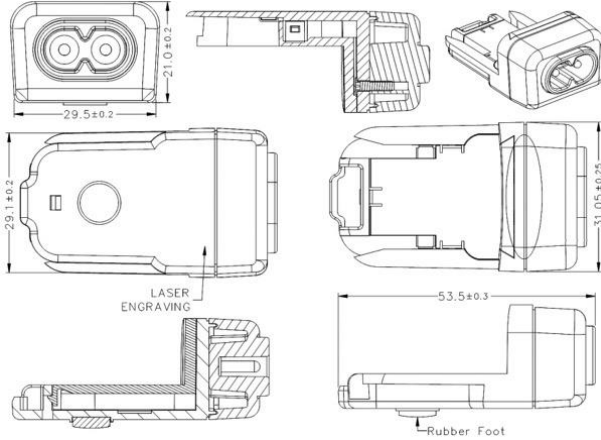


# AC Input Clips – Sold Separately

Model	Photo	Description	Outline Drawing - mm
RPA-AB01B-H		US Clip	
RPB-AB01B-H		Brazil Clip	
RPC-AB01B-H		China Clip	
RPE-AB01B-H		Europe Clip	

Model	Photo	Description	Outline Drawing - mm
RPH-AB01B-H		Korea Clip	
RPI-AB01B-H		India Clip	
RPK-AB01B-H		UK Clip	
RPN-AB01B-H		Argentina Clip	



Model	Photo	Description	Outline Drawing - mm
RPS-AB01B-H		Australia Clip	
RPX-03-R ( approved for use with 5V, 5.9V, 7.5V, and 9V models)		C8 Clip	
RPBAG- AB01B-H	<p>RPA-AB01B-H, RPE-AB01B-H, RPK-AB01B-H and RPS-AB01B-H interchangeable clips in a plastic bag.</p> 