

## SMA Male Connector Solder Attachment For .020 SR Cable

SMA male connector with solder/solder attachment for .020 SR, part number SMC020, from Fairview Microwave is in-stock and ships same day. This SMA male connector operates up to a maximum frequency of 18 GHz and offers good VSWR of 1.3:1.

Fairview's SMA male connector SMC020 datasheet specifications and outline drawing are shown in this PDF below. Our extensive offering of RF, microwave and millimeter wave connectors allows designers to configure and customize their signal connections however they like. From providing an I/O for a board design to creating a custom cable assembly configuration, Fairview Microwave has a connector solution to meet your needs. Fairview Microwave also has the expertise to build your custom cable assemblies for you and ship them same-day.

### Electrical Specifications

Description	Min	Typ	Max	Units
Frequency Range	DC		18	GHz
VSWR			1.3:1	
Operating Voltage (AC)			125	Vrms
DWV (AC)			375	Vrms
Insulation Resistance	5,000			MOhms

### Mechanical Specifications

Size	
Length	0.499 in [12.67 mm]
Width/Dia.	0.312 in [7.92 mm]
Weight	0.0088 lbs [3.99 g]

### Material Specifications

Description	Material	Plating
Contact	Brass	Gold MIL-G-45204
Insulation	PTFE	
Body	Brass	Gold MIL-G-45204
Coupling Nut	Brass	Nickel QQ-N-290

### Environmental Specifications

#### Temperature

Operating Range	-65 to +165 deg C
-----------------	-------------------

**Compliance Certifications** (see [product page](#) for current document)

### Plotted and Other Data

Notes:



### Configuration:

- SMA Male Connector
- MIL-STD-348
- 50 Ohms
- Straight Body Geometry
- .020 SR Interface Type
- Solder/Solder Attachment
- 5/16 inch Hex

### Features:

- Operating Frequency of 18 GHz Max.
- Good VSWR of 1.3:1
- Gold Plated Brass Contact
- Contact plating according to MIL-G-45204

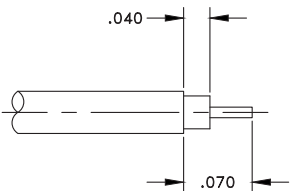
### Applications:

- General Purpose Test
- Custom Cable Assemblies

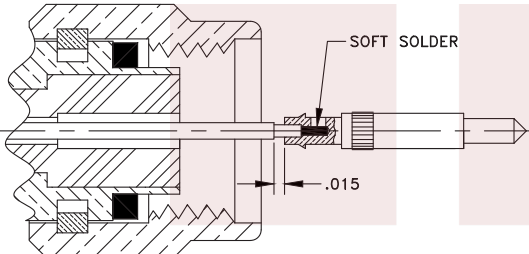
Fairview Microwave  
301 Leora Ln., Suite 100  
Lewisville, TX 75056  
Tel: 1-800-715-4396 / (972) 649-6678  
Fax: (972) 649-6689  
[www.fairviewmicrowave.com](http://www.fairviewmicrowave.com)  
[sales@fairviewmicrowave.com](mailto:sales@fairviewmicrowave.com)

## Assembly Instruction

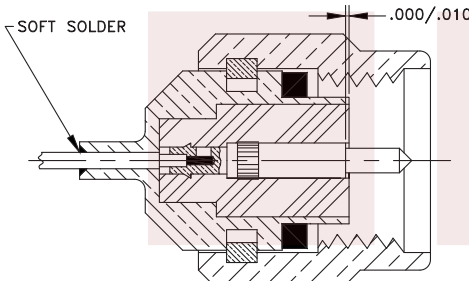
**ES-103-17**  
CABLE ASSEMBLY INSTRUCTIONS  
SMA PLUG, SEMI-RIGID CABLE



1.) STRIP CABLE TO DIMENSIONS SHOWN.  
DO NOT NICK CENTER CONDUCTOR.  
SLIDE CABLE THROUGH BODY FROM BACK SIDE.



2.) INSERT TRIMMED CABLE INTO CONTACT UNTIL DIELECTRIC BOTTOMS INSIDE CONTACT. SOFT SOLDER CENTER CONDUCTOR. DO NOT OVER HEAT AND SWELL DIELECTRIC.



3.) USING "OPEN" END OF TL-150 ASSEMBLY TOOL, PRESS CONTACT FULLY INTO INSULATOR. SOLDER CABLE JACKET TO BODY AS SHOWN.

SMA Male Connector Solder Attachment For .020 SR Cable from Fairview Microwave is in-stock and available to ship same-day. All of our RF/microwave products are available off-the-shelf from our ISO 9001:2008 certified facilities in Lewisville, Texas. Fairview Microwave is RF on-demand.

For additional information on this product, please click the following link: [SMA Male Connector Solder Attachment For .020 SR Cable SMC020](#)

URL: <https://www.fairviewmicrowave.com/sma-male-standard-.020-sr-connector-smc020-p.aspx>

The information contained in this document is accurate to the best of our knowledge and representative of the part described herein. It may be necessary to make modifications to the part and/or the documentation of the part, in order to implement improvements. Fairview Microwave reserves the right to make such changes as required. Unless otherwise stated, all specifications are nominal. Fairview Microwave does not make any representation or warranty regarding the suitability of the part described herein for any particular purpose, and Fairview Microwave does not assume any liability arising out of the use of any part or documentation.

