

**15 dB Fixed Attenuator SMA Male To SMA Female
 Up To 6 GHz Rated To 5 Watts With Black Aluminum
 Heatsink Body**

Fairview Microwave carries a broad selection of fixed attenuators with a wide range of attenuation levels, frequency ranges, and power dissipation ranges. Also known as RF pads, RF microwave attenuators lower the amplitude of a signal (or attenuate) a known amount. These attenuator pads can be used in a wide variety of applications including reducing a signal level to protect measurement equipment or other circuitry, extending the range of power meters and amplifiers, and impedance matching circuits by reducing the VSWR seen by adjacent components. RF attenuators can prevent signal overload in amplifiers, receivers and detectors, adjusting the signal level to a range that is optimal.

Few RF components are as commonly used as fixed coaxial attenuators, and Fairview Microwave carries one of the largest in-stock selections and ships them same day. The SA6S5W-15 is a 15 dB Fixed Attenuator that operates from DC to 6 GHz and is rated to 5 Watts. The versatile coaxial package uses SMA male to SMA female connectors and is also REACH and RoHS compliant. The Black Anodized Aluminum Heatsink body allows for efficient heat dissipation under high power usage conditions.



Features:

- DC to 6 GHz Frequency Range
- Attenuation 15±0.5 dB
- Max Power 5 Watts (CW)
- VSWR < 1.3:1

Applications:

- Instrumentation
- Precision measurements
- Prototyping and characterization
- Production systems

Electrical Specifications

Description	Min	Typ	Max	Units
Frequency Range	DC		6	GHz
Impedance		50		Ohms
Nominal Attenuation		15		dB
Attenuation Accuracy		±0.5		dB
VSWR			1.3:1	
Input Power, CW derated linearly to 0.5W at +125°C			5	Watts
Input Power, Peak 5ms pulse, 0.2% duty cycle			500	Watts

Mechanical Specifications

Size

Length	1.22 in [30.99 mm]
Width/Diameter	0.77 in [19.56 mm]
Weight	0.024 lbs [10.89 g]
Body Material and Plating	Black Anodized Aluminum Heatsink

Configuration

Design	Fixed
Package Style	Connectorized Module

Fairview Microwave
 1130 Junction Dr. #100
 Allen, TX 75013
 Tel: 1-800-715-4396 / (972) 649-6678
 Fax: (972) 649-6689
www.fairviewmicrowave.com
sales@fairviewmicrowave.com

Connectors

Description	Connector 1	Connector 2
Type	SMA Male	SMA Female
Connection Method	Standard	Standard
Polarity	Standard	Standard
Contact Material & Plating	Beryllium Copper, Gold	Beryllium Copper, Gold
Contact Plating Spec.	MIL-PRF-39012	MIL-PRF-39012
Outer Conductor Material & Plating	Teflon	Teflon
Body Material & Plating	Passivated Stainless Steel	Passivated Stainless Steel

Mechanical Specification Notes:
 Materials comply with MIL-DTL-3933 and MIL-PRF-39012.
 Finishes comply with MIL-DTL-3933.

Environmental Specifications

Temperature

Operating Range -65 to +125 deg C
 Storage Range -65 to +150 deg C

Environmental Specification Notes:
 Designed to meet environmental requirements of MIL-DTL-3933.

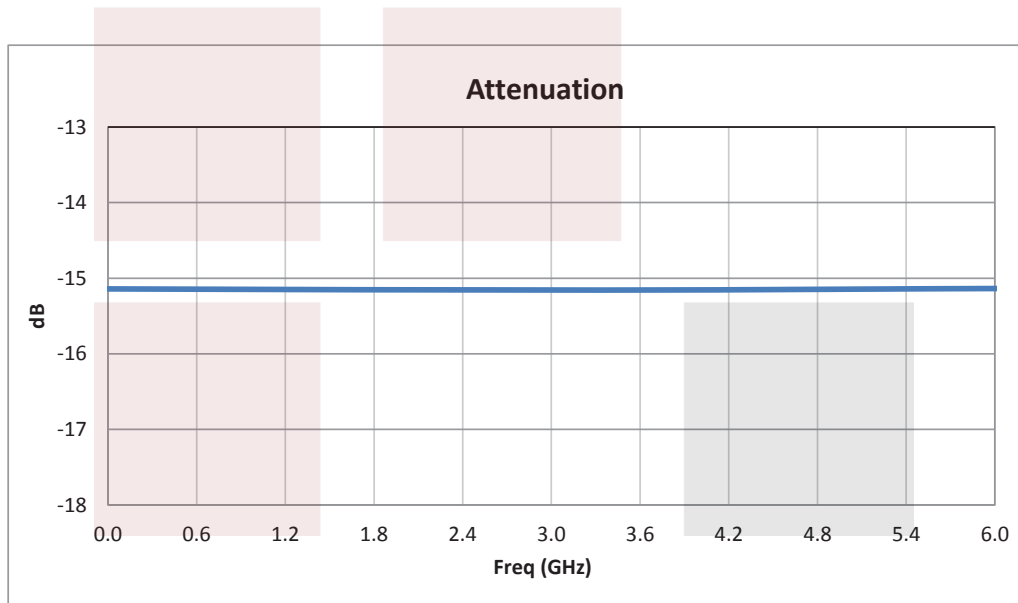
Compliance Certifications (visit www.FairviewMicrowave.com for current document)

RoHS Compliant Yes
 REACH Compliant 12/17/2015

Plotted and Other Data

Notes:

Typical Performance Data




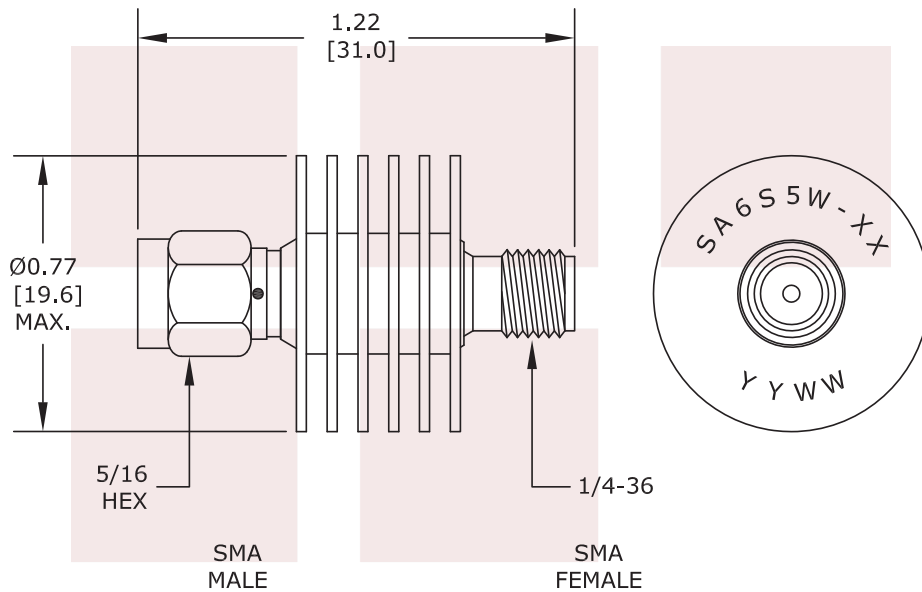
15 dB Fixed Attenuator SMA Male To SMA Female Up To 6 GHz Rated To 5 Watts With Black Aluminum Heatsink Body from Fairview Microwave is in-stock and available to ship same-day. All of our RF/microwave products are available off-the-shelf from our ISO 9001:2008 certified facilities in Allen, Texas. Fairview Microwave is RF on-demand.

For additional information on this product, please click the following link: [15 dB Fixed Attenuator SMA Male To SMA Female Up To 6 GHz Rated To 5 Watts With Black Aluminum Heatsink Body SA6S5W-15](#)

URL: <http://www.fairviewmicrowave.com/15db-fixed-attenuator-sma-male-sma-female-5-watts-sa6s5w-15-p.aspx>

The information contained in this document is accurate to the best of our knowledge and representative of the part described herein. It may be necessary to make modifications to the part and/or the documentation of the part, in order to implement improvements. Fairview Microwave reserves the right to make such changes as required. Unless otherwise stated, all specifications are nominal. Fairview Microwave does not make any representation or warranty regarding the suitability of the part described herein for any particular purpose, and Fairview Microwave does not assume any liability arising out of the use of any part or documentation.





P/N	ATTEN.
SA6S5W-01	1 dB
SA6S5W-02	2 dB
SA6S5W-03	3 dB
SA6S5W-05	5 dB
SA6S5W-06	6 dB
SA6S5W-10	10 dB
SA6S5W-15	15 dB
SA6S5W-20	20 dB
SA6S5W-30	30 dB

STANDARD TOLERANCES	
.X	±0.03
.XX	±0.010
.XXX	±0.005

*STANDARD TOLERANCES APPLY ONLY TO DIMENSIONS IN INCHES

FAIRVIEW MICROWAVE INC. ALLEN, TX 75013 WWW.FAIRVIEWMICROWAVE.COM		NOTES: 1. UNLESS OTHERWISE SPECIFIED ALL DIMENSIONS ARE NOMINAL. 2. ALL SPECIFICATIONS ARE SUBJECT TO CHANGE WITHOUT NOTICE AT ANY TIME. 3. DIMENSIONS ARE IN INCHES [mm].			
TITLE 15 dB Fixed Attenuator SMA Male To SMA Female Up To 6 GHz Rated To 5 Watts With Black Aluminum Heatsink Body		DWG NO SA6S5W		CAGE CODE 3FKR5	
CAD FILE	031816	SHEET	SCALE	N/A	SIZE A 3045