



Main

Range of Product	Harmony STO & STU
Product or Component Type	Touch panel screen
Software Designation	EcoStruxure Operator Terminal Expert
Operating System	Harmony

Complementary

Display size	4.3 inch
Display Type	Colour TFT LCD
Display colour	65536 colours
Display Resolution	480 x 272 pixels
Touch panel	Analogue
Backlight lifespan	50000 hours white
Brightness	16 levels via touch panel
Character font	Chinese (simplified Chinese) Japanese (ANK, Kanji) ASCII (European characters) Taiwanese (traditional Chinese) Korean Cyrillic
[Us] rated supply voltage	12...24 V DC - 10...20 %
Power consumption in W	7.5 W
Number of pages	8999
Memory description	Back up of data 512 kB Application memory 26 MB
Integrated connection type	1 USB 2.0 type mini B 1 USB 2.0 type A 1 serial link - RJ45 - RS232C/RS485 2400...115200 bps)
Supply	External source
Realtime clock	With RTC-battery set optional
Downloadable protocols	Third party protocols Modbus
Range Compatibility	Mitsubishi Omron Siemens Allen-Bradley
Fixing mode	By 2 installation fasteners 1.5 to 6 mm thick panel
Enclosure Material	PPT
Front material	Plastic
Cut-out dimensions	77.5 x 112.5 mm 66 x 105 mm with mounting adaptor
Product Weight	0.49 lb(US) (0.22 kg)

Environment

Standards	ANSI/ISA 12.12.01 CSA C22.2 No 142 UL 61010-2-201 EN 61000-6-2 CSA C22.2 No 213 EN 61000-6-4 UL 61010-1 EN 61131-2
Product Certifications	UL C-tick KCC CE CUL ATEX zone 2/22 UKCA
Ambient Air Temperature for Operation	32...122 °F (0...50 °C)
Ambient Air Temperature for Storage	-4...140 °F (-20...60 °C)
Relative humidity	10...90 % without condensation
Operating altitude	6561.68 ft (2000 m)
IP degree of protection	IP65f front panel) IP20 rear panel)
NEMA degree of protection	NEMA 4X/13 front panel indoor use)
Shock resistance	15 gn 11 ms IEC 61131-2
Vibration resistance	1 gn 5...150 Hz) IEC 61131-2 3.5 mm constant amplitude 5...150 Hz) IEC 61131-2
Electromagnetic compatibility	Resistance to radiated electromagnetic fields 10 V/m 80 MHz...2.7 GHz) Resistance to electrostatic discharge 8 kV air discharge)level 3 EN 61000-4-2 Resistance to electrostatic discharge 6 kV direct contact)level 3 EN 61000-4-2

Ordering and shipping details

Category	22569-MAGELIS XBT-GT (AND XBT-G)
Discount Schedule	MC2
GTIN	3606480920905
Returnability	Yes
Country of origin	CN

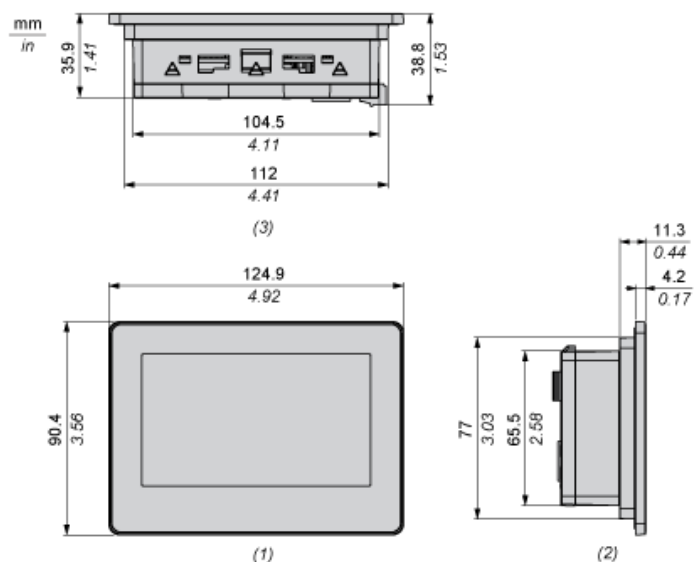
Packing Units

Unit Type of Package 1	PCE
Number of Units in Package 1	1
Package 1 Height	5.20 in (13.2 cm)
Package 1 Width	3.07 in (7.8 cm)
Package 1 Length	7.17 in (18.2 cm)
Package 1 Weight	18.52 oz (525 g)
Unit Type of Package 2	S03
Number of Units in Package 2	12
Package 2 Height	11.81 in (30 cm)
Package 2 Width	11.81 in (30 cm)
Package 2 Length	15.75 in (40 cm)
Package 2 Weight	249.03 oz (7060 g)
Unit Type of Package 3	P12
Number of Units in Package 3	288
Package 3 Height	31.50 in (80 cm)
Package 3 Width	47.24 in (120 cm)
Package 3 Length	43.31 in (110 cm)
Package 3 Weight	6294.18 oz (178440 g)

Offer Sustainability

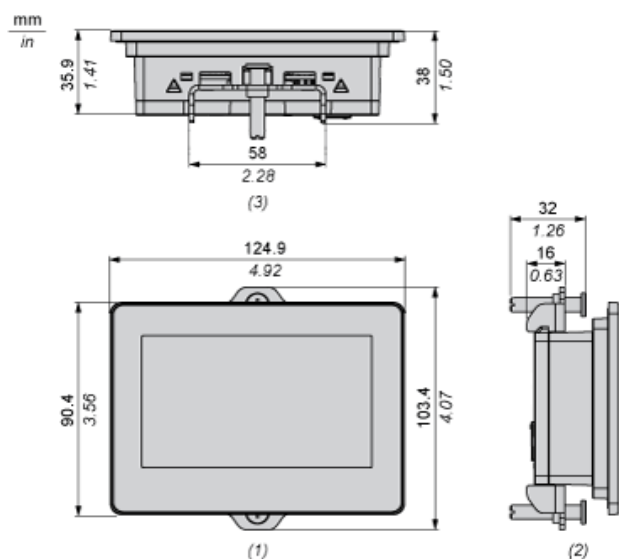
Sustainable offer status	Green Premium product
California proposition 65	WARNING: This product can expose you to chemicals including: Lead and lead compounds, which is known to the State of California to cause cancer and birth defects or other reproductive harm. For more information go to www.P65Warnings.ca.gov
REACH Regulation	REACH Declaration
EU RoHS Directive	Pro-active compliance (Product out of EU RoHS legal scope) EU RoHS Declaration
Mercury free	Yes
China RoHS Regulation	China RoHS Declaration
RoHS exemption information	Yes
Environmental Disclosure	Product Environmental Profile
Circularity Profile	End Of Life Information
WEEE	The product must be disposed on European Union markets following specific waste collection and never end up in rubbish bins.

External Dimensions



- 1 Front
- 2 Left
- 3 Bottom

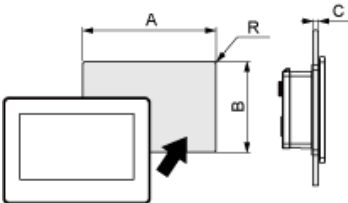
Dimensions with Installation Fasteners



- 1 Front
- 2 Left
- 3 Bottom

Mounting

Panel Cut-out Dimensions



Dimensions in mm

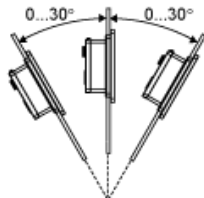
Description	A	B	C	R
Without adapter	112.5	77.5	1.5...6	3 max.
With adapter	105	66	1.5...6	3 max.

Dimensions in in.

Description	A	B	C	R
Without adapter	4.43	3.05	0.06...0.24	0.12 max.
With adapter	4.13	2.6	0.06...0.24	0.12 max.

Installation Requirements

Mounting Angle



When installing this product in a slanted position with an incline more than 30°, the ambient temperature must not exceed 40 °C (104 °F). You may need to use forced air cooling (fan, A/C) to ensure the ambient operating temperature is 40 °C or less (104 °F or less).

Clearance

