

DATE: \_\_\_\_\_ LOCATION: \_\_\_\_\_  
 TYPE: \_\_\_\_\_ PROJECT: \_\_\_\_\_  
 CATALOG #: \_\_\_\_\_

# SGC-F CANOPY

SLING SERIES - CEILING/SURFACE/GARAGE

tradeSELECT®

## FEATURES

- Commercial grade LED canopy luminaire for use in outdoor applications such a commercial building, retail, government and educational facilities
- Low profile housing with a frosted lens for reduced pixilation and glare
- Available in three wattages; 20W, 40W and 60W
- Two housing finishes including white and dark bronze
- Type 5 distribution



## SPECIFICATIONS

### CONSTRUCTION

- Rugged die-cast aluminum housing with corrosion resistant powder coat finish both protects and provides architectural appearance
- Heat dissipating fins provide superior thermal performance extending the life of the electronic components
- Housing size: 10" x 10" x 3.5"
- Lightly frosted lens for reduced LED pixilation and brightness

### OPTICS

- Type 5 Distribution

### ELECTRICAL

- 0-10 Volt dimmable driver
- Universal 120-277 VAC input voltage, 50/60 Hz

### INSTALLATION

- 3/4" conduit entry on top for pendant mounting
- 1/2" conduit entry on three sides

- Able to mount on a minimum of 3-3.5" junction box

### CERTIFICATIONS

- UL Certified
- IP65

### WARRANTY

- 5 year warranty

KEY DATA	
Lumen Range	3224–8043
Wattage Range	22.9–59.9
Efficacy Range (LPW)	134–141
Weights lbs. (kg)	4.9 (2.2)

## ORDERING GUIDE

### STOCK ORDERING INFORMATION

Catalog Number	Wattage	Voltage	CCT/CRI	Lumens	LPW	Finish
SGC-F-20-4K	22.9	120-277V	4000K/70	3224	140.7	Bronze
SGC-F-40-4K	41	120-277V	4000K/70	5807	141.6	Bronze
SGC-F-40-4K-WH	41	120-277V	4000K/70	5807	141.6	White
SGC-F-60-4K	59.9	120-277V	4000K/70	8043	134.3	Bronze

# SGC-F CANOPY

SLING SERIES - CEILING/SURFACE/GARAGE

## ELECTRICAL DATA

Nominal Wattage	Input Voltage	Oper. Current (Amps)	System Power (Watts)
20	120	0.19	22.9
	208	0.11	
	240	0.09	
	277	0.08	
40	120	0.34	41
	208	0.18	
	240	0.17	
	277	0.15	
60	120	0.50	59.9
	208	0.29	
	240	0.25	
	277	0.22	

## PROJECTED LUMEN MAINTENANCE

Ambient Temperature	OPERATING HOURS					
	0	25,000	TM-21-11 36,000	50,000	100,000	L70 (Hours)
25°C / 77°F	1.00	0.95	0.93	0.90	0.81	170,000
40°C / 104°F	0.99	0.94	0.92	0.89	0.80	165,000

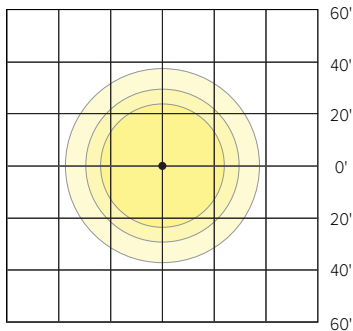
## LUMINAIRE AMBIENT TEMPERATURE FACTOR (LATF)

Ambient Temperature		Lumen Multiplier
0°C	32°F	1.03
10°C	50°F	1.01
20°C	68°F	1.00
25°C	77°F	1.00
30°C	86°F	0.99
40°C	104°F	0.98

Use these factors to determine relative lumen output for average ambient temperatures from 0-40°C (32-104°F).

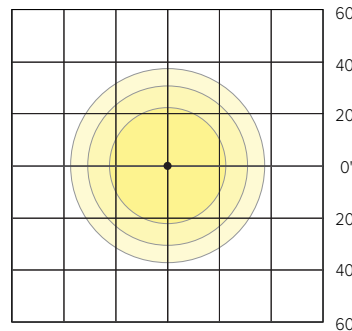
## PHOTOMETRY

SGC-F-20-4K



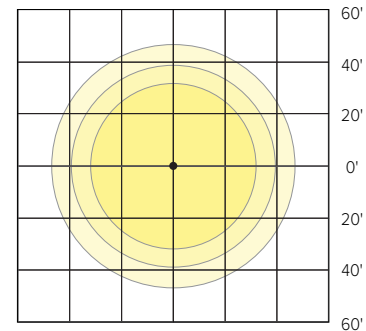
Mounting Distance: 10'

SGC-F-40-4K



Mounting Distance: 10'

SGC-F-60-4K



Mounting Distance: 10'

# SGC-F CANOPY

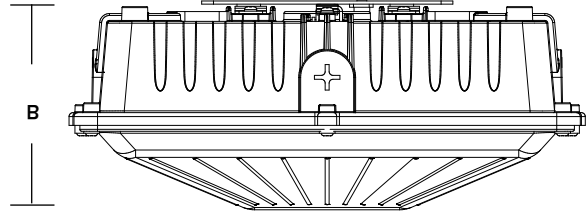
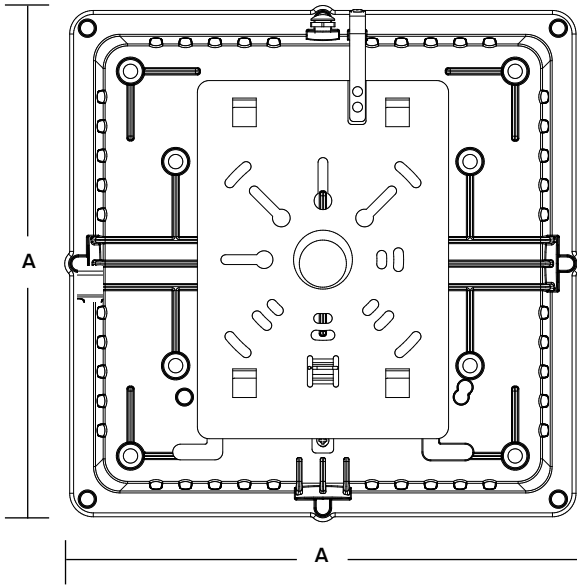
SLING SERIES - CEILING/SURFACE/GARAGE

DATE: \_\_\_\_\_ LOCATION: \_\_\_\_\_

TYPE: \_\_\_\_\_ PROJECT: \_\_\_\_\_

CATALOG #: \_\_\_\_\_

## DIMENSIONS



A	B	Weight
10.2" (260mm)	3.6" (91mm)	4.9lbs (2.2kg)

## USE OF TRADEMARKS AND TRADE NAMES

All product and company names, logos and product identifies are trademarks™ or registered trademarks® of Current Lighting, Inc. or their respective owners. Use of them does not necessarily imply any affiliation with or endorsement by such respective owners.