

EP10WSS430RJBB ✓ ACTIVE

Neohm | Neohm EP

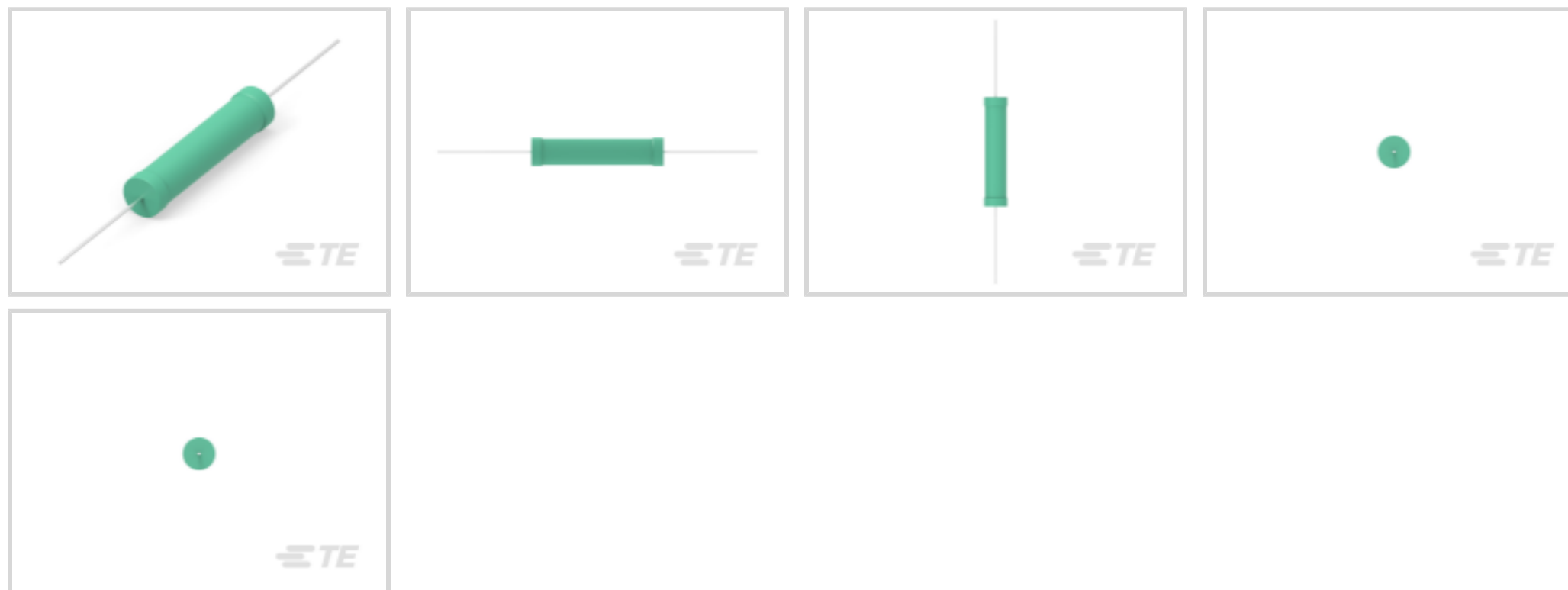
TE Internal #: 6-2176614-4

430 Ω , Wire Wound, Power Resistor, 5 %, 39.5 x 8.5 mm, 2 Termination, Bag & Box, 10 W, ± 300 ppm/ $^{\circ}\text{C}$, Tinned Copper Leads Termination, Neohm EP

[View on TE.com >](#)



Passive Components > Resistors > Through-Hole Resistors



Resistor Type: **Power Resistor**

Passive Component Dimensions: **39.5 x 8.5 mm**

Number of Terminations: **2**

Packaging Method: **Bag & Box**

Passive Component Tolerance: **5 %**

Features

Product Type Features

| | |
|---------------|----------------|
| Product Type | Fixed Resistor |
| Resistor Type | Power Resistor |
| Element Type | Wire Wound |

Configuration Features

| | |
|---------------------|---|
| Number of Resistors | 1 |
|---------------------|---|

Electrical Characteristics

| | |
|-----------------------------|-------------------|
| Voltage Rating | 500 V |
| Passive Component Tolerance | 5 % |
| Resistance Class | Up to 1k Ω |
| Resistance Value | 430 Ω |
| Power Rating | 10 W |

Body Features

| | |
|-----------------------------|--------------|
| Passive Component Lead Type | Axial-Leaded |
|-----------------------------|--------------|

Termination Features

| | |
|---------------------------------------------|---------------------|
| Number of Terminations | 2 |
| Passive Component Termination Material Type | Tinned Copper Leads |

Dimensions

| | |
|------------------------------|---------------|
| Passive Component Dimensions | 39.5 x 8.5 mm |
|------------------------------|---------------|

Usage Conditions

| | |
|-----------------------------|-----------------------------------|
| Operating Temperature Range | -55 – 155 $^{\circ}\text{C}$ |
| Temperature Coefficient | ± 300 ppm/ $^{\circ}\text{C}$ |

Packaging Features

| | |
|------------------|-----------|
| Packaging Method | Bag & Box |
|------------------|-----------|

Product Compliance

[For compliance documentation, visit the product page on TE.com>](#)

| | |
|-----------------------------------------------|-------------------------------------------------------------------------------------------------------------------------------|
| EU RoHS Directive 2011/65/EU | Compliant |
| EU ELV Directive 2000/53/EC | Compliant |
| China RoHS 2 Directive MIIT Order No 32, 2016 | No Restricted Materials Above Threshold |
| EU REACH Regulation (EC) No. 1907/2006 | Current ECHA Candidate List: JAN 2023 (233) Candidate List Declared Against: JAN 2023 (233) Does not contain REACH SVHC |
| Halogen Content | Low Halogen - Br, Cl, F, I < 900 ppm per homogenous material. Also BFR/CFR/PVC Free |
| Solder Process Capability | Wave solder capable to 265 $^{\circ}\text{C}$ |


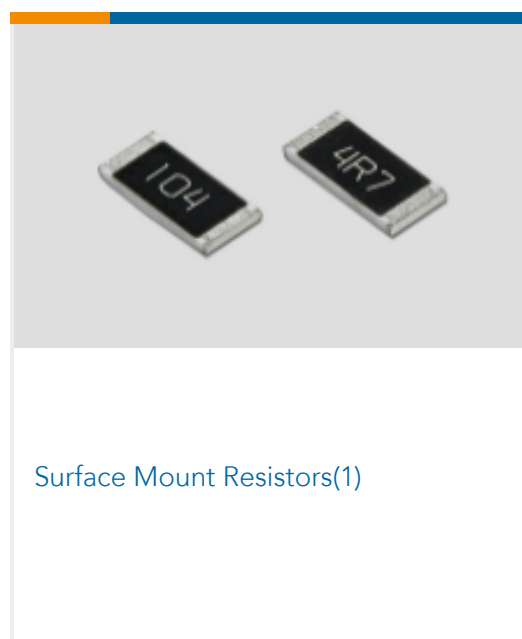
Product Compliance Disclaimer

This information is provided based on reasonable inquiry of our suppliers and represents our current actual knowledge based on the information they provided. This information is subject to change. The part numbers that TE has identified as EU RoHS compliant have a maximum concentration of 0.1% by weight in homogenous materials for lead, hexavalent chromium, mercury, PBB, PBDE, DBP, BBP, DEHP, DIBP, and 0.01% for cadmium, or qualify for an exemption to these limits as defined in the Annexes of Directive 2011/65/EU (RoHS2). Finished electrical and electronic equipment products will be CE marked as required by Directive 2011/65/EU. Components may not be CE marked. Additionally, the part numbers that TE has identified as EU ELV compliant have a maximum concentration of 0.1% by weight in homogenous materials for lead, hexavalent chromium, and mercury, and 0.01% for cadmium, or qualify for an exemption to these limits as defined in the Annexes of Directive 2000/53/EC (ELV). Regarding the REACH Regulations, TE's information on SVHC in articles for this part number is still based on the European Chemical Agency (ECHA) 'Guidance on requirements for substances in articles' (Version: 2, April 2011), applying the 0.1% weight on weight concentration threshold at the finished product level. TE is aware of the European Court of Justice ruling of September 10th, 2015 also known as O5A (Once An Article Always An Article) stating that, in case of 'complex object', the threshold for a SVHC must be applied to both the product as a whole and simultaneously to each of the articles forming part of its composition. TE has evaluated this ruling based on the new ECHA "Guidance on requirements for substances in articles" (June 2017, version 4.0) and will be updating its statements accordingly.

Compatible Parts



Also in the Series | Neohm EP



Documents

Product Drawings

[EP 10W \(SS\) 430R 5% BULK BOX](#)

English

CAD Files

Customer View Model

[ENG_CVM_CVM_6-2176614-4_BA.3d_igs.zip](#)

English

Customer View Model

[ENG_CVM_CVM_6-2176614-4_BA.3d_stp.zip](#)

English

Customer View Model

[ENG_CVM_CVM_6-2176614-4_BA.2d_dxf.zip](#)

English

3D PDF

3D

By downloading the CAD file I accept and agree to the [Terms and Conditions](#) of use.

Datasheets & Catalog Pages

[Wirewound Anti Surge Resistors - Type EP Series](#)

English

EP10WSS430RJBB

430 Ω , Wire Wound, Power Resistor, 5 %, 39.5 x 8.5 mm, 2 Termination, Bag & Box, 10 W, ± 300 ppm/ $^{\circ}$ C, Tinned Copper Leads Termination, Neohm EP

