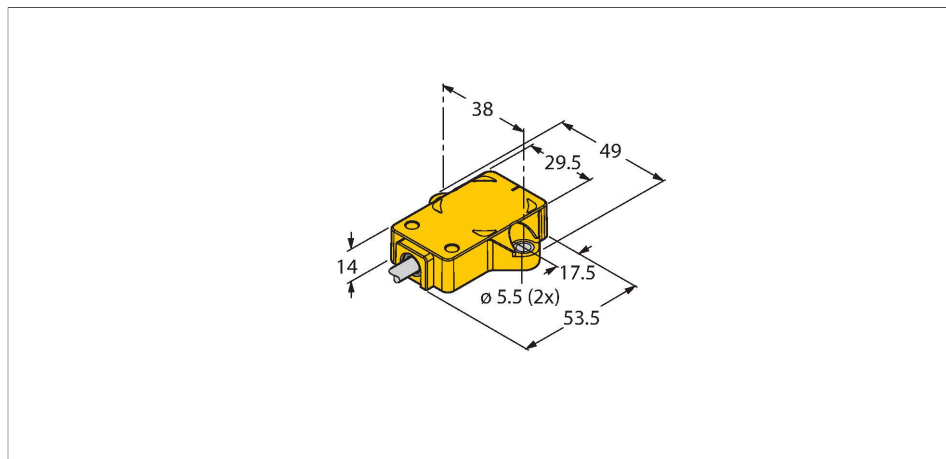


# RI360P2-QR14-ELU4X2/S97

## Inductive Angle Sensor – With Analog Output For Use in Vehicle Board Nets

### Premium Line



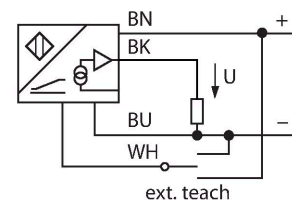
### Features

- Rectangular, plastic
- Many mounting possibilities
- P2-Ri-QR14 included in delivery
- For vehicle board nets, 12 V and 24 V
- Increased interference immunity 30V/m following the e1 type approval
- Immune to conducted interference acc. to DIN ISO 7637-2 (SAE J 113-11)
- Extended temperature range
- High protection class IP68/IP69K
- Protection against salt spray and rapid temperature change
- Measuring range displayed via LED
- Immune to electromagnetic interference
- Resolution, 12-bit
- 3-wire, 8...30 VDC
- Analog output
- Programmable measuring range
- 0.5...4.5 V
- Cable connection

### Technical data

Type	RI360P2-QR14-ELU4X2/S97
ID	1590858
Measuring principle	Inductive
<b>General data</b>	
Starting torque shaft load (radial / axial)	Not applicable because of contactless measuring principle
Resolution	12 bit
Measuring range	0...360 °
Nominal distance	1.5 mm
Linearity deviation	≤ 0.3 % f.s.
Temperature drift	≤ ± 0.01 % / K
Output type	Absolute singleturn
<b>Electrical data</b>	
Operating voltage	8...30 VDC
Residual ripple	≤ 10 % U <sub>ss</sub>
Isolation test voltage	≤ 0.5 kV
Short-circuit protection	yes
Wire breakage/Reverse polarity protection	yes / yes (voltage supply)
Output function	3-wire, Analog output
Voltage output	0.5...4.5 V
Load resistance voltage output	≥ 4.7 kΩ
Sample rate	800 Hz

### Wiring diagram



### Functional principle

Highest reliability even under the most extreme conditions - this is guaranteed by our sensors for mobile applications. Our inductive sensors for extremely hostile industrial environments not only meet, but even exceed the requirements of the protection classes IP68 and IP69K. Thanks to their excellent resistance to constant vibration and shock, they are the optimum choice for road construction and agricultural machinery.

## Technical data

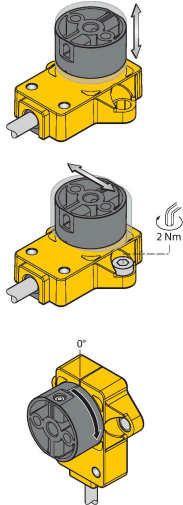
Load-dump protection (DIN ISO 7637-2)	Severity degree IV/Level 4
Current consumption	< 50 mA
<b>Mechanical data</b>	
Design	Rectangular, QR14
Dimensions	53.5 x 49 x 14 mm
Flange type	Flange without mounting element
Shaft Type	Blind hole shaft
Shaft diameter D [mm]	6 6.35
Housing material	Plastic, PBT-GF30-V0
Electrical connection	Cable
Cable quality	Ø 5 mm, Lif32Y32Y, TPE, 2 m
	Low temp. flexible and E-chain capable
Core cross-section	4 x 0.34 mm <sup>2</sup>
<b>Environmental conditions</b>	
Ambient temperature	-40...+85 °C
Temperature changes (EN60068-2-14)	-40... +85 °C; 20 cycles
Vibration resistance	55 Hz (1 mm)
Vibration resistance (EN 60068-2-6)	20 g; 10...3000 Hz; 50 cycles; 3 axes
Shock resistance (EN 60068-2-27)	100 g; 11 ms ½ sine; 3 × each; 3 axes
Continuous shock resistance (EN 60068-2-29)	40 g; 6 ms ½ sine; 4000 × each; 3 axes
Salt spray test (EN 60068-2-52)	Severity degree 5 (4 test cycles)
Protection class	IP68 IP69K
MTTF	222 years acc. to SN 29500 (Ed. 99) 40 °C
Power-on indication	LED, Green
Measuring range display	multifunction LED, green green flashing
Included in delivery	positioning element P2-Ri-QR14; for technical details see data sheet

12 V Bordnet						
Impulse	1	2	3a	3b	4	5
Severity level	IV	IV	IV	IV	IV	IV
Failure criterion	C	B	A	A	C	A

24 V Bordnet						
Impulse	1	2	3a	3b	4	5
Severity level	IV	IV	IV	IV	IV	IV
Failure criterion	C	B	A	A	A	A

## Mounting instructions

### Mounting instructions/Description



#### Freely adjustable (teaching with positioning element)

Bridge between teach input WH	Gnd BU	Ub BN	LED
2 seconds	Start value	End value	Status LED flashes then turns steady after 2 s
10 seconds	CCW rotation, then return to last preset value	CW rotation, then return to last preset value	After 10 s status LED flashes fast for 2 s
15 seconds	-	Factory setting (360°, CW)	After 15 s, power and status LEDs flash alternately

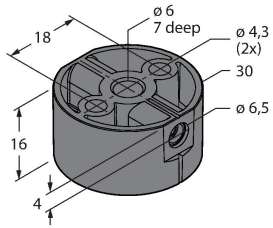
#### Preset mode (teaching without positioning element)

Bridge between teach input WH	Gnd BU	Ub BN	LED
2 seconds	Activate preset mode	Activate preset mode	Status LED steady, flashes after 2 s
10 seconds	CCW rotation, then return to last preset value	CW rotation, then return to last preset value	After 10 s status LED flashes fast for 2 s
15 seconds	-	Factory setting (360°, CW)	After 15 s, power and status LEDs flash alternately
Angular range	Gnd BU	Ub BN	Status LED
30°	Press 1 ×	-	Flash 1 ×
45°	Press 2 ×	-	Flash 2 ×
60°	Press 3 ×	-	Flash 3 ×
90°	-	Press 1 ×	Flash 1 ×
180°	-	Press 2 ×	Flash 2 ×
270°	-	Press 3 ×	Flash 3 ×
360°	-	Press 4 ×	Flash 4 ×

## Accessories

P1-RI-QR14

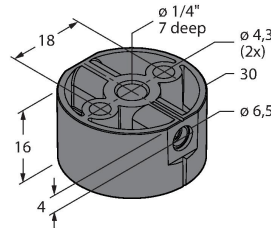
1590812



Positioning element for angle sensors RI-QR14, for Ø 6 mm shafts

P2-RI-QR14

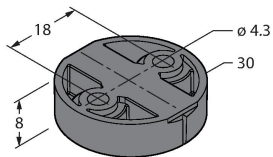
1590819



Positioning element for angle sensors RI-QR14, for Ø 6.35 mm shafts

P3-RI-QR14

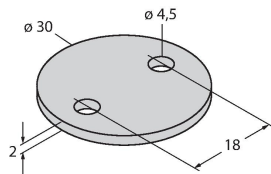
1590865



Positioning element for angle sensors RI-QR14, flat design, using shield plate SP1-QR14 is recommended

SP1-QR14

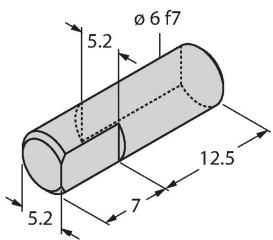
1590873



Shield plate Ø 30 mm, aluminium

HSA-M6-QR14

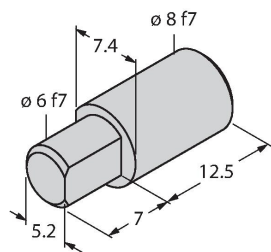
6901051



Adapter for RI-QR14 specific positioning elements, hollow on solid shaft, Ø 6 mm

HSA-M8-QR14

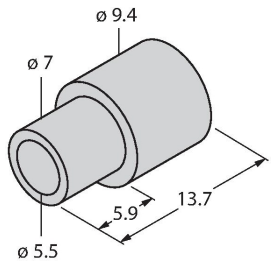
6901052



Adapter for RI-QR14 specific positioning elements, hollow on solid shaft, Ø 8 mm

DS-RI-QR14

1590814



Spacer sleeves for rear mounting of RI-QR14, 2 pcs. per bag