

Inline function terminal - IB IL TEMP 2 UTH-XC-PAC - 2701216

Please be informed that the data shown in this PDF Document is generated from our Online Catalog. Please find the complete data in the user's documentation. Our General Terms of Use for Downloads are valid (<http://phoenixcontact.com/download>)



Inline analog input terminal, extreme conditions version, complete with accessories (connector and labeling field), 2 inputs, TC (thermocouple), 2-conductor connection technology

The figure shows the standard item

Product Description

The terminal is designed for use within an Inline station. This terminal can be used to acquire signals from standard thermocouples. It supports 13 different types of thermocouples according to DIN EN 60584-1 and DIN 43710, as well as a linear voltage input of -15 mV to +85 mV.

Your advantages

- 2 differential inputs for thermocouples or linear voltage
- 1 input for an external cold junction, Pt 1000 or Ni 1000
- The channels are parameterized independently of one another via the bus system
- Internal detection and compensation of cold junction temperature (can be parameterized)
- Absolute and differential temperature measurement (can be parameterized)
- Measured values can be represented in three different formats
- Can be used under extreme ambient conditions
- Extended temperature range of -40°C ... +70°C (see "Tested successfully: use under extreme ambient conditions" in the data sheet)
- Coated PCBs



Key Commercial Data

Packing unit	1 pc
GTIN	
GTIN	4046356727846

Technical data

Note

Utilization restriction	EMC: class A product, see manufacturer's declaration in the download area
-------------------------	---

Dimensions

Inline function terminal - IB IL TEMP 2 UTH-XC-PAC - 2701216

Technical data

Dimensions

Width	12.2 mm
Height	136.8 mm
Depth	71.5 mm
Note on dimensions	Housing dimensions

Ambient conditions

Ambient temperature (operation)	-25 °C ... 55 °C (Standard)
	-40 °C ... 70 °C (Extended, see section "Tested successfully: use under extreme ambient conditions" in the data sheet.)
Ambient temperature (storage/transport)	-40 °C ... 85 °C
Permissible humidity (operation)	10 % ... 95 % (according to DIN EN 61131-2)
Permissible humidity (storage/transport)	10 % ... 95 % (according to DIN EN 61131-2)
Air pressure (operation)	70 kPa ... 106 kPa (up to 3000 m above sea level)
Air pressure (storage/transport)	70 kPa ... 106 kPa (up to 3000 m above sea level)
Degree of protection	IP20

General

Mounting type	DIN rail
Net weight	105 g
Note on weight specifications	with connector
Operating mode	Process data operation with 2 words

Interfaces

Designation	Inline local bus
Connection method	Inline data jumper
Transmission speed	500 kbps
Transmission physics	Copper

Inline potentials

Designation	Communications power (U_L)
Supply voltage	7.5 V DC (via voltage jumper)
Current consumption	typ. 43 mA
	max. 60 mA
Designation	Supply of analog modules (U_{ANA})
Supply voltage	24 V DC (via voltage jumper)
Supply voltage range	19.2 V DC ... 30 V DC (including all tolerances, including ripple)
Current consumption	typ. 11 mA
	max. 18 mA
Power consumption	typ. 590 mW

Analog inputs

Number of inputs	2
Input name	Analog UTH inputs
Description of the input	Inputs for thermocouples or linear voltage

Inline function terminal - IB IL TEMP 2 UTH-XC-PAC - 2701216

Technical data

Analog inputs

Connection method	Spring-cage connection
Connection technology	2-wire
Note regarding the connection technology	shielded
Sensor types that can be used (TC)	U, T, L, J, E, K, N, S, R, B, C, W, HK
Measuring principle	Successive approximation
Measured value representation	16 bits two's complement and other
A/D conversion time	< 120 µs (per channel)
Resolution A/D	16 bit
Process data update	30 ms (For both channels)

Electrical isolation

Test section	5 V supply, incoming remote bus/7.5 V supply (bus logics) 500 V AC 50 Hz 1 min.
	5 V supply, outgoing remote bus/7.5 V supply (bus logics) 500 V AC 50 Hz 1 min.
	7.5 V supply (bus logics)/24 V supply (I/O) 500 V AC 50 Hz 1 min.
	7.5 V supply (bus logics)/24 V supply (I/O) 500 V AC 50 Hz 1 min.
	24 V analog supply (analog I/O) / functional earth ground 500 V AC 50 Hz 1 min.
	24 V supply (I/O) / functional earth ground 500 V AC 50 Hz 1 min.

Standards and Regulations

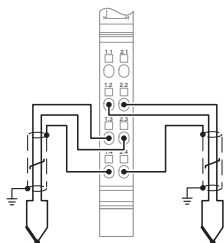
Connection in acc. with standard	CUL
Protection class	III, IEC 61140, EN 61140, VDE 0140-1

Environmental Product Compliance

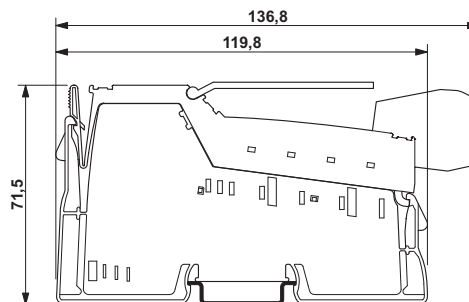
China RoHS	Environmentally friendly use period: unlimited = EFUP-e
	No hazardous substances above threshold values

Drawings

Connection diagram



Dimensional drawing



Inline function terminal - IB IL TEMP 2 UTH-XC-PAC - 2701216

Approvals




Approvals

Approvals

UL Recognized / cUL Recognized / cULus Recognized

Ex Approvals

Approval details

UL Recognized		http://database.ul.com/cgi-bin/XYV/template/LISEXT/1FRAME/index.htm	FILE E 140324
cUL Recognized		http://database.ul.com/cgi-bin/XYV/template/LISEXT/1FRAME/index.htm	FILE E 140324
cULus Recognized			

Phoenix Contact 2018 © - all rights reserved
<http://www.phoenixcontact.com>

PHOENIX CONTACT GmbH & Co. KG
Flachsmarktstr. 8
32825 Blomberg
Germany
Tel. +49 5235 300
Fax +49 5235 3 41200
<http://www.phoenixcontact.com>