

Isolation amplifier - MINI MCR-2-NAM-2RO-PT - 2902005

Please be informed that the data shown in this PDF Document is generated from our Online Catalog. Please find the complete data in the user's documentation. Our General Terms of Use for Downloads are valid (<http://phoenixcontact.com/download>)



Configurable NAMUR signal conditioner with plug-in connection technology for proximity sensors, floating switch contacts, and switch contacts with resistance circuit. 2 transistor outputs. Configurable via DIP switch. Push-in connection technology.

Product Description


Configurable NAMUR 4-way signal conditioner with plug-in connection technology for operating proximity sensors according to EN 60947-5-6, floating switch contacts, and switch contacts with resistance circuit. Two transistor outputs are available on the output side. The second output can be used either for duplicating signals or for signaling faults on the sensor line. You can configure the signal conditioner via DIP switches. The device supports fault monitoring and NFC communication.

Your advantages

- ✓ Floating contacts and contacts with resistance circuit can be connected
- ✓ Power supply possible via the foot element (TBUS)
- ✓ Highly compact isolation amplifier for electrical isolation, amplification, and duplication of proximity sensor signals
- ✓ For proximity sensors according to IEC 60947-5-6 and EN 50227
- ✓ Second output can be used as a duplicator or error signaling output
- ✓ Error indication via diagnostic LED and analog signal
- ✓ N/O contacts at output
- ✓ Input and output signals can be configured via DIP switches
- ✓ 3-way isolation



Key Commercial Data

Packing unit	1 pc
GTIN	 4 046356 649513
GTIN	4046356649513

Technical data

Note

Utilization restriction	EMC: class A product, see manufacturer's declaration in the download area
-------------------------	---

Isolation amplifier - MINI MCR-2-NAM-2RO-PT - 2902005

Technical data

Dimensions

Width	6.2 mm
Height	110.5 mm
Depth	120.5 mm

Ambient conditions

Ambient temperature (operation)	-40 °C ... 70 °C
Ambient temperature (storage/transport)	-40 °C ... 85 °C

Power supply

Nominal supply voltage	24 V DC
Supply voltage range	9.6 V DC ... 30 V DC (The DIN rail bus connector (ME 6,2 TBUS-2 1,5/5-ST-3,81 GN, Order No. 2869728) can be used to bridge the supply voltage. It can be snapped onto a 35 mm DIN rail according to EN 60715))
Typical current consumption	18 mA (24 V DC)
	35 mA (12 V DC)
Power consumption	450 mW (9.6 V DC)

Connection data

Connection method	Push-in connection
Single conductor/terminal point, solid, with ferrule, min.	0.14 mm ²
Single conductor/terminal point, solid, with ferrule, max.	2.50 mm ²
Single conductor/terminal point, solid, without ferrule, min.	0.14 mm ²
Single conductor/terminal point, solid, without ferrule, max.	2.50 mm ²
Conductor cross section flexible min.	0.14 mm ²
Conductor cross section flexible max.	2.5 mm ²
Min. AWG conductor cross section, flexible	24
Max. AWG conductor cross section, flexible	12
Stripping length	10 mm

General

No. of channels	1
Status display	Yellow LED (switching output)
	Yellow LED (switching output)
Electrical isolation	Reinforced insulation in accordance with IEC 61010-1
Overvoltage category	II
Degree of pollution	2
Rated insulation voltage	300 V (effective)
Test voltage, input/output/supply	3 kV (50 Hz, 1 min.)
Electromagnetic compatibility	Conformance with EMC directive
Noise emission	EN 61000-6-4
Noise immunity	EN 61000-6-2 When being exposed to interference, there may be minimal deviations.
Color	gray

Isolation amplifier - MINI MCR-2-NAM-2RO-PT - 2902005

Technical data

General

Housing material	PBT
Mounting position	any
Assembly instructions	The T connector can be used to bridge the supply voltage. It can be snapped onto a 35 mm DIN rail according to EN 60715.
Conformance	CE-compliant
ATEX	# II 3 G Ex nA IIC T4 Gc X
UL, USA/Canada	UL 508 Listed
	Class I, Div. 2, Groups A, B, C, D T6
	Class I, Zone 2, Group IIC T6
GL	GL applied for
Fire protection for rail vehicles (DIN EN 45545-2) R22	HL 1 - HL 2
Fire protection for rail vehicles (DIN EN 45545-2) R23	HL 1 - HL 2
Fire protection for rail vehicles (DIN EN 45545-2) R24	HL 1 - HL 2

EMC data

Designation	Electromagnetic RF field
Standards/regulations	EN 61000-4-3
Designation	Fast transients (burst)
Standards/regulations	EN 61000-4-4
Designation	Conducted interferences
Standards/regulations	EN 61000-4-6

Standards and Regulations

Electromagnetic compatibility	Conformance with EMC directive
Noise emission	EN 61000-6-4
Standards/regulations	EN 61000-4-2
Designation	Electromagnetic RF field
Standards/regulations	EN 61000-4-3
	EN 61000-4-4
	EN 61000-4-5
Designation	Conducted interferences
Standards/regulations	EN 61000-4-6
Electrical isolation	Reinforced insulation in accordance with IEC 61010-1
Conformance	CE-compliant
ATEX	# II 3 G Ex nA IIC T4 Gc X
UL, USA/Canada	UL 508 Listed
	Class I, Div. 2, Groups A, B, C, D T6
	Class I, Zone 2, Group IIC T6
GL	GL applied for
Fire protection for rail vehicles (DIN EN 45545-2) R22	HL 1 - HL 2
Fire protection for rail vehicles (DIN EN 45545-2) R23	HL 1 - HL 2
Fire protection for rail vehicles (DIN EN 45545-2) R24	HL 1 - HL 2

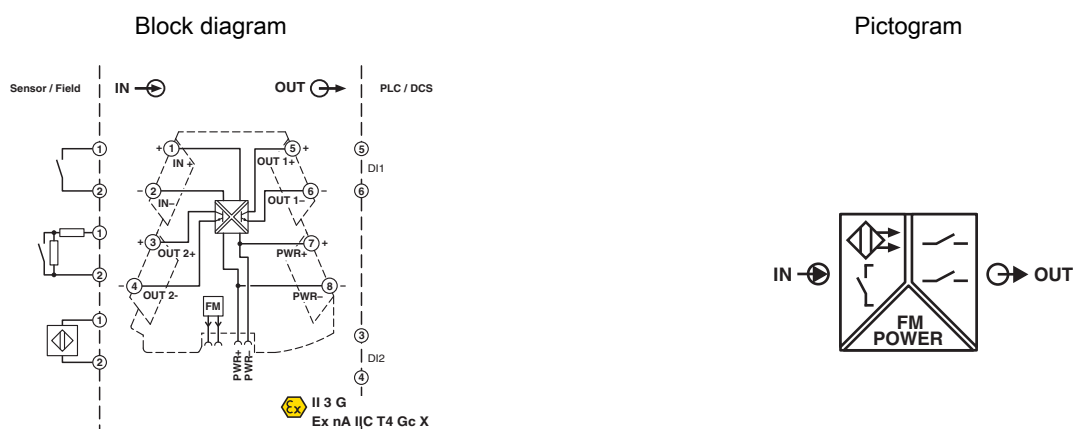
Isolation amplifier - MINI MCR-2-NAM-2RO-PT - 2902005

Technical data

Environmental Product Compliance

China RoHS	Environmentally Friendly Use Period = 50
	For details about hazardous substances go to tab "Downloads", Category "Manufacturer's declaration"

Drawings



Approvals

Approvals

Approvals

UL Listed / cUL Listed / EAC / cULus Listed

Ex Approvals

UL Listed / cUL Listed / cULus Listed



Approval details

UL Listed		http://database.ul.com/cgi-bin/XYV/template/LISEXT/1FRAME/index.htm	FILE E 238705
-----------	--	---	---------------

cUL Listed		http://database.ul.com/cgi-bin/XYV/template/LISEXT/1FRAME/index.htm	FILE E 238705
------------	--	---	---------------

Isolation amplifier - MINI MCR-2-NAM-2RO-PT - 2902005

Approvals



Phoenix Contact 2018 © - all rights reserved
<http://www.phoenixcontact.com>

PHOENIX CONTACT GmbH & Co. KG
Flachsmarktstr. 8
32825 Blomberg
Germany
Tel. +49 5235 300
Fax +49 5235 3 41200
<http://www.phoenixcontact.com>