

Hand switch

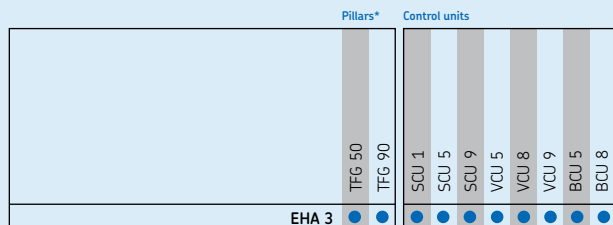
EHA 3

Benefits

- Robust ergonomic design
- Tactile buttons, clearly marked
- Easy mountable fastening hook

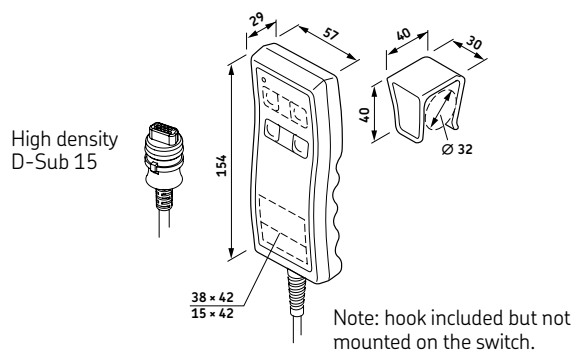


Suitable pillars and control units



* With integrated control units

Dimensional drawing



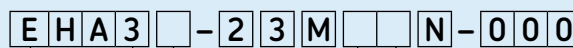
Technical data

	Unit	EHA 3
Max. operating channels	n°	5
Operating power	V DC/mA	12/50
Type of protection	IP	67
Color	-	Grey

Accessories

Description	Designation	Order N°
Hook with sticker	ZGB-145361-000	M/0125538

Ordering key



Type

Number of channels:

1 channel	1
2 channels	2
3 channels	3
4 channels	4
5 channels	5
1 channel with 3 memory positions (only for SCU)	A
2 channels with 3 memory positions (only for SCU)	B
3 channels with 3 memory positions (only for SCU)	C

Symbols:

None		00
1 channel: 2nd row from top	Arrow up/down	10
	Head	11
	Foot	12
	Level	13
	Anti-Trendelenburg	14
2 channels: 1st-2nd row from top	Arrow up/down	20
	Head/foot	21
	Head/level	22
	Level/head	23
	Level/Anti-Trendelenburg	29
3 channels: 1st-3rd row from top	Arrow up/down	30
	Head/foot/level	31
	Level/head/foot	32
	Level/Anti-Trendelenburg/Head	39
4 channels: 1st-4th row from top	Arrow up/down	40
	Level/Anti-Trendelenburg/Head/Foot	47
5 channels: 1st-5th row from top	Arrow up/down	50

Options written in italic fonts are only available on demand. Please contact SKF.

© SKF is a registered trademark of the SKF Group

© SKF Group 2009

The contents of this publication are the copyright of the publisher and may not be reproduced (even extracts) unless prior written permission is granted. Every care has been taken to ensure the accuracy of the information contained in this publication but no liability can be accepted for any loss or damage whether direct, indirect or consequential arising out of the use of the information contained herein.

Printed in Sweden on environmentally friendly paper.

PUB MT/P8 10434 EN · December 2009

