

## Electronic device circuit breaker - ECP-E2-2A - 0900236

Please be informed that the data shown in this PDF Document is generated from our Online Catalog. Please find the complete data in the user's documentation. Our General Terms of Use for Downloads are valid (<http://phoenixcontact.com/download>)




Electronic device circuit breaker, number of positions: 1, connection method: Screw connection, width: 12.5 mm, fuse type: electronic, fuse type: Automatic device, mounting type: on base element, Color: black

### Why buy this product

- ✔ Includes the advantages of current limitation
- ✔ Output voltage of switched-mode power supply unit remains stable
- ✔ Sufficient supply of all error-free load circuits
- ✔ Responds faster than switched-mode power supply unit to overload and short circuit
- ✔ Application - all aspects of the switched-mode power supply unit
- ✔ In addition, the ECP-E2 can be controlled remotely by the control input (12), e.g., by means of a PLC



### Key Commercial Data

Packing unit	5 STK
GTIN	 4 046356 106924
GTIN	4046356106924

### Technical data

#### General

Installation instructions	When mounted in rows without convection cooling, the nominal device current should only be led to a maximum of 80% due to the thermal effect during continuous operation (100% operating factor). Special precautionary measures must be taken in systems or machines, to prevent components from restarting (e.g., use of a safety PLC). Parallel connection of multiple circuit breakers is not permitted.
Mounting type	on base element
Color	black
Number of positions	1
Overvoltage category_GRP	II
Insulating material	PA66/6
Flammability rating according to UL 94	V0

# Electronic device circuit breaker - ECP-E2-2A - 0900236

## Technical data

### Electrical data

Fuse	electronic
Fuse type	Automatic device
Rated surge voltage	0.5 kV
Operating voltage	24 V DC
	24 V DC (at 50 °C (UL 2367, UL 508, ANSI/ISA 12.12.01))
	18 V DC ... 32 V DC
Nominal current I <sub>N</sub>	2 A
Required backup fuse	not required, integrated failsafe element
Dielectric strength	max. 32 V DC (Load circuit)
Degree of pollution	2
Overvoltage category_GRP	II
Insulating material group	I
Switching capacity I <sub>CN</sub>	Active current limitation
Closed-circuit current range I <sub>O</sub>	typ. 25 mA ±5 mA (When switched on)

### Dimensions

Height	60 mm
Width	12.5 mm
Depth	70 mm
Height NS 35/7,5	144 mm
Height NS 35/15	151.5 mm
Complete module height	115 mm
Complete module width	38 mm
Complete module depth	112.5 mm

### Ambient conditions

Degree of protection	IP30 (Actuation area)
Ambient temperature (operation)	0 °C ... 50 °C (non-condensing)

### Connection data

Connection method	Screw connection
-------------------	------------------

### Standards and Regulations

Standards/specifications	UL 2367
	UL 508
	CSA 22.2 No. 14

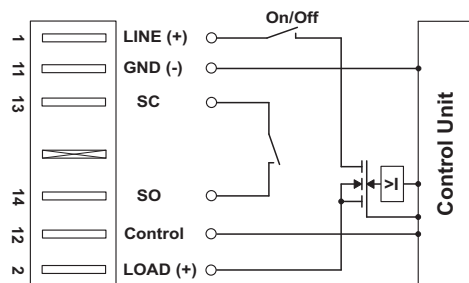
### Environmental Product Compliance

REACH SVHC	Lead 7439-92-1
------------	----------------

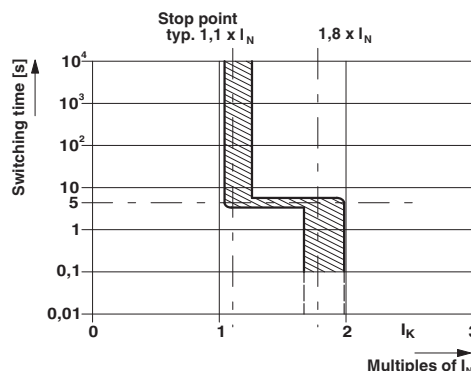
## Drawings

# Electronic device circuit breaker - ECP-E2-2A - 0900236

Block diagram



Diagram



## Approvals

### Approvals

#### Approvals

UL Recognized / EAC

#### Ex Approvals

CSA / UL Recognized

### Approval details

UL Recognized		<a href="http://database.ul.com/cgi-bin/XYV/template/LISEXT/1FRAME/index.htm">http://database.ul.com/cgi-bin/XYV/template/LISEXT/1FRAME/index.htm</a>	FILE E 317172
---------------	--	---	---------------

EAC		RU C- DE.A*30.B01561
-----	--	-------------------------

Phoenix Contact 2018 © - all rights reserved  
<http://www.phoenixcontact.com>

PHOENIX CONTACT GmbH & Co. KG  
 Flachsmarktstr. 8  
 32825 Blomberg  
 Germany  
 Tel. +49 5235 300  
 Fax +49 5235 3 41200  
<http://www.phoenixcontact.com>