

Printed-circuit board connector - DMCV 1,5/16-G1F-3,5-LR P20THR - 1787535

Please be informed that the data shown in this PDF Document is generated from our Online Catalog. Please find the complete data in the user's documentation. Our General Terms of Use for Downloads are valid (<http://phoenixcontact.com/download>)

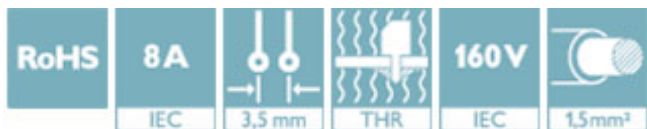
PCB headers, nominal current: 8 A, rated voltage (III/2): 160 V, number of positions: 16, pitch: 3.5 mm, color: black, contact surface: Tin, mounting: THR soldering




The figure shows a 10-pos. version with 20 contacts

Why buy this product

- Designed for integration into the SMT soldering process
- Vertical connection enables multi-row arrangement on the PCB
- Screwable flange for superior mechanical stability
- Automatic locking and intuitive release through Lock and Release operating lever in contrasting color
- Small component size for applications where space is at a premium



Key Commercial Data

Packing unit	50 STK
GTIN	 4 046356 597159
GTIN	4046356597159

Technical data

Dimensions

Length [l]	10.6 mm
Pitch	3.5 mm
Dimension a	52.5 mm
Width [w]	63 mm
Constructional height	10 mm
Height [h]	12 mm
Length of the solder pin	2 mm
Pin dimensions	0,8 x 0,8
Pin spacing	5.50 mm

Printed-circuit board connector - DMCV 1,5/16-G1F-3,5-LR P20THR - 1787535

Technical data

Dimensions

Hole diameter	1.4 mm
---------------	--------

General

Range of articles	DMCV 1,5/...-G1F-THR
Insulating material group	IIIa
Rated surge voltage (III/3)	2.5 kV
Rated surge voltage (III/2)	2.5 kV
Rated surge voltage (II/2)	2.5 kV
Rated voltage (III/3)	160 V
Rated voltage (III/2)	160 V
Rated voltage (II/2)	250 V
Connection in acc. with standard	EN-VDE
Nominal current I_N	8 A
Maximum load current	8 A
Insulating material	LCP
Flammability rating according to UL 94	V0
Color	black
Number of positions	16

Standards and Regulations

Connection in acc. with standard	EN-VDE
	CUL
Flammability rating according to UL 94	V0

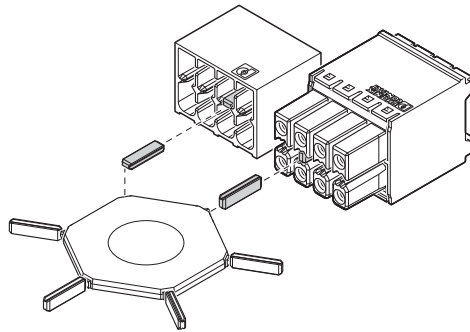
Environmental Product Compliance

China RoHS	Environmentally friendly use period: unlimited = EFUP-e
	No hazardous substances above threshold values

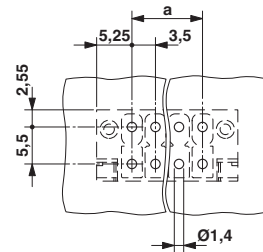
Drawings

Printed-circuit board connector - DMCV 1,5/16-G1F-3,5-LR P20THR - 1787535

Schematic diagram

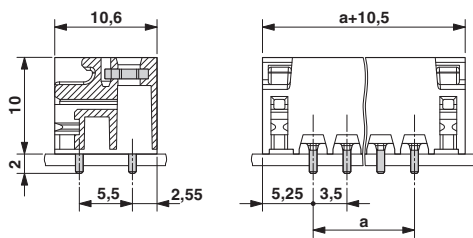


Drilling diagram

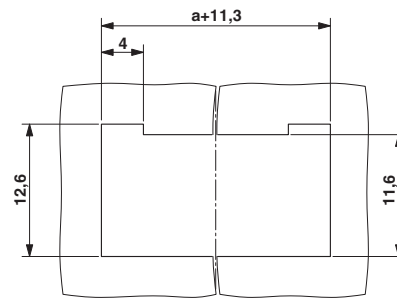


Use of the CP-DMC... coding profile

Dimensional drawing



Schematic diagram



Panel cutout

Approvals

Approvals

Approvals

VDE Gutachten mit Fertigungsüberwachung / IEC CB Scheme / EAC / cULus Recognized


Ex Approvals

Approval details


VDE Gutachten mit Fertigungsüberwachung		http://www2.vde.com/de/Institut/Online-Service/VDE-gepruefteProdukte/Seiten/Online-Suche.aspx	40038423
Nominal current I _N	8 A		
Nominal voltage U _N	160 V		

Printed-circuit board connector - DMCV 1,5/16-G1F-3,5-LR P20THR - 1787535

Approvals

IECEE CB Scheme		http://www.iecee.org/	DE1-60359_B1_B2
Nominal current I _N		8 A	
Nominal voltage U _N		160 V	

EAC		B.01742
-----	---	---------

cULus Recognized		http://database.ul.com/cgi-bin/XYV/template/LISEXT/1FRAME/index.htm	E60425-20110128
	B	C	D
Nominal current I _N	8 A	8 A	8 A
Nominal voltage U _N	300 V	50 V	300 V

Phoenix Contact 2018 © - all rights reserved
<http://www.phoenixcontact.com>

PHOENIX CONTACT GmbH & Co. KG
Flachsmarktstr. 8
32825 Blomberg
Germany
Tel. +49 5235 300
Fax +49 5235 3 41200
<http://www.phoenixcontact.com>