

Header - MC 1,5/16-G-3,5 - 1844359

Please be informed that the data shown in this PDF Document is generated from our Online Catalog. Please find the complete data in the user's documentation. Our General Terms of Use for Downloads are valid (<http://phoenixcontact.com/download>)

PCB headers, nominal current: 8 A, rated voltage (III/2): 160 V, number of positions: 16, pitch: 3.5 mm, color: green, contact surface: Tin, mounting: Wave soldering




The figure shows a 10-position version of the product

Why buy this product

- Well-known mounting principle allows worldwide use
- Maximum flexibility when it comes to device design – one header for connectors with different connection technologies



Key Commercial Data

Packing unit	50 STK
GTIN	 4 017918 113391
GTIN	4017918113391

Technical data

Dimensions

Length [l]	9.2 mm
Pitch	3.5 mm
Dimension a	52.5 mm
Width [w]	57.4 mm
Constructional height	7.25 mm
Height [h]	10.65 mm
Length of the solder pin	3.4 mm
Pin dimensions	0,8 x 0,8
Hole diameter	1.2 mm

General

Range of articles	MC 1,5/...-G
Insulating material group	IIIa

Header - MC 1,5/16-G-3,5 - 1844359

Technical data

General

Rated surge voltage (III/3)	2.5 kV
Rated surge voltage (III/2)	2.5 kV
Rated surge voltage (II/2)	2.5 kV
Rated voltage (III/3)	160 V
Rated voltage (III/2)	160 V
Rated voltage (II/2)	250 V
Connection in acc. with standard	EN-VDE
Nominal current I_N	8 A
Maximum load current	8 A
Insulating material	PBT
Flammability rating according to UL 94	V0
Color	green
Number of positions	16

Standards and Regulations

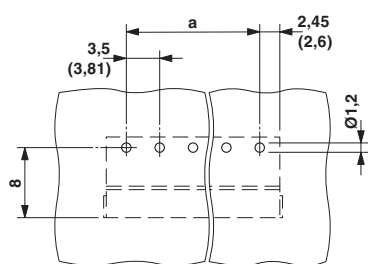
Connection in acc. with standard	EN-VDE
	CSA
Flammability rating according to UL 94	V0

Environmental Product Compliance

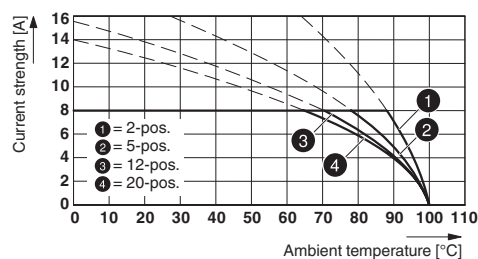
China RoHS	Environmentally friendly use period: unlimited = EFUP-e
	No hazardous substances above threshold values

Drawings

Drilling diagram



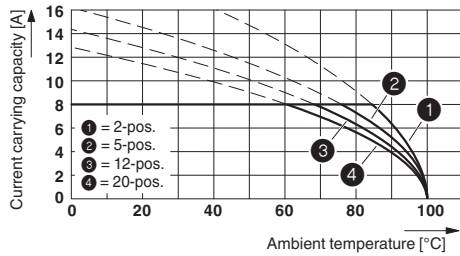
Diagram



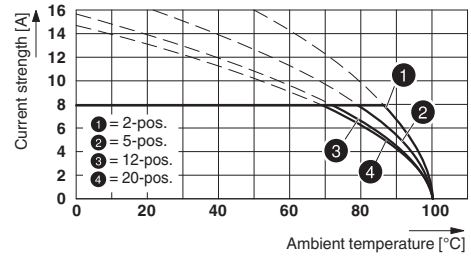
Type: FK-MCP 1,5/..-ST-3,5 with MC 1,5/..-G-3,5

Header - MC 1,5/16-G-3,5 - 1844359

Diagram

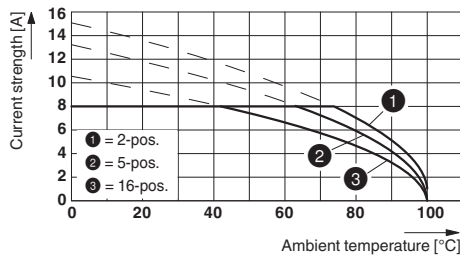


Diagram

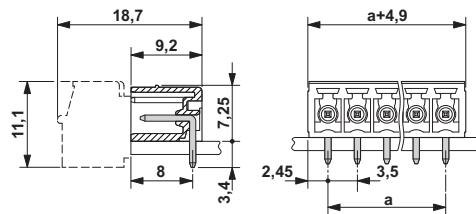


Type: MC 1,5/...-ST-3,5 with MC 1,5/...-G-3,5

Diagram



Dimensional drawing



Type: MCVW 1,5/...-ST-3,5 with MC 1,5/...-G-3,5

Approvals

Approvals

Approvals

CSA / VDE Gutachten mit Fertigungsüberwachung / IEC CB Scheme / CCA / cULus Recognized / EAC


Ex Approvals


Approval details

CSA		http://www.csagroup.org/services-industries/product-listing/	13631
	B	D	
Nominal current I _N	8 A	8 A	
Nominal voltage U _N	300 V	300 V	


Header - MC 1,5/16-G-3,5 - 1844359

Approvals

VDE Gutachten mit Fertigungsüberwachung		http://www2.vde.com/de/Institut/Online-Service/ VDE-gepruefteProdukte/Seiten/Online-Suche.aspx	40011723
Nominal current IN	8 A		
Nominal voltage UN	160 V		

IECEE CB Scheme		http://www.iecee.org/	DE1-59621-B1B2
Nominal current IN	8 A		
Nominal voltage UN	160 V		

CCA	CCA/ DE1 34219		
Nominal current IN	8 A		
Nominal voltage UN	160 V		

cULus Recognized		http://database.ul.com/cgi-bin/XYV/template/LISEXT/1FRAME/index.htm	E60425-20110128
	B	D	
Nominal current IN	8 A	8 A	
Nominal voltage UN	300 V	300 V	

EAC		B.01742
-----	---	---------

Phoenix Contact 2018 © - all rights reserved
<http://www.phoenixcontact.com>

PHOENIX CONTACT GmbH & Co. KG
 Flachsmarktstr. 8
 32825 Blomberg
 Germany
 Tel. +49 5235 300
 Fax +49 5235 3 41200
<http://www.phoenixcontact.com>