

HF SERIES THERMOSTATIC EXPANSION VALVES

The HF Series is a balanced ported valve designed for refrigeration, air conditioning and heat pump applications.



HFES 1/2FC-01

FEATURES

- Stainless steel replaceable power assembly eliminates corrosion and prevents valve failure
- Two body sizes provide capacities from 1/8 to 13 tons for R-404A
- Bodies, cages and power assemblies can be ordered separately or in pre-packaged Service kits
- Bi-directional capability up to 3-1/2 tons for R-22 on one valve superheat control in cooling and heating
- Optional removable inlet strainer (ODF only)
- Available in straight-through or angle flow configurations
- Available with internal or external equalizer
- Available in ODF or SAE connections

SPECIFICATIONS

Maximum Working Pressure..... 450 psig (31 bar)
 UR/CUR File Number SA5312
 Canadian CRN 0C21506.513467890YTN

MODEL NUMBER NOMENCLATURE - Example: HFE 1/2FC-01

SERIES	SUPERHEAT ADJUSTMENT	EQUALIZER	CONNECTION TYPE	REMOVABLE INLET STRAINER	BLEED HOLE	CAPACITY	SYSTEM REFRIGERANT CODE	CHARGE CODE	SEQUENTIAL IDENTIFIER	CUSTOMER SPECIAL	PACK TYPE
HF		E				1/2	F	C	-01	G	
Balanced Port Design	N = Non-adjustable (Omit For Adjustable)	E = External (Omit For Internal)	S = Solder (Omit For SAE Flare)	C = Inlet Strainer (ODF Only)	B = Bleed Hole (Omit For No Bleed Hole)	Nominal Rating in Tons	B = R-448A/R-449A/R-452A D = R-450A/R-513A F = R-12 H = R-22/R-407A M = R-134a N = R-407C P = R-507 R = R-502 S = R-404A/R-407H T = R-290	A = Medium & Low Temp. AA = Wide Range C = Medium Temp. CA = Heat Pump W(MOP) = Press. Limiting Z = Low Temp.	-01 Thru -999	G = Cust. Special (Omit for Standard)	B1 = Bulk Pack (Omit for Individual Pack)

HF SERIES THERMOSTATIC EXPANSION VALVES (Adjustable Superheat Models)

SYSTEM REFRIGERANT CODE	CAPACITY (NOMINAL TONNAGE)	CHARGE CODE	INLET X OUTLET CONNECTION	EQUALIZER	BLEED	CAP LENGTH	BODY DESIGN	STRAINER	MODEL NUMBER	ITEM NUMBER
B (R-448A, R-449A)	1/4	A (Med./Low Temp.)	1/4" X 1/2" ODF	External	No	5 Ft.	Straight Thru	No	HFES 1/4BA-01	067018
	1/4	A (Med./Low Temp.)	1/4" X 1/2" ODF	External	No	5 Ft.	Angle	Yes	HFESC 1/4BA-01	067016
	1/2	A (Med./Low Temp.)	1/4" X 1/2" ODF	External	No	5 Ft.	Straight Thru	No	HFES 1/2BA-01	067019
	1/2	A (Med./Low Temp.)	1/4" X 1/2" ODF	External	No	5 Ft.	Angle	Yes	HFESC 1/2BA-01	067017
	1/2	A (Med./Low Temp.)	3/8" X 1/2" ODF	External	No	5 Ft.	Angle	Yes	HFESC 1/2BA-02	066979
	1	A (Med./Low Temp.)	3/8" X 1/2" ODF	External	No	5 Ft.	Straight Thru	No	HFES 1BA-01	067008
	1	A (Med./Low Temp.)	3/8" X 1/2" ODF	External	No	5 Ft.	Angle	Yes	HFESC 1BA-01	066980
	1-1/2	A (Med./Low Temp.)	3/8" X 1/2" ODF	External	No	5 Ft.	Straight Thru	No	HFES 1-1/2BA-01	067009
	1-1/2	A (Med./Low Temp.)	3/8" X 1/2" ODF	External	No	5 Ft.	Angle	Yes	HFESC 1-1/2BA-01	066981
	2	A (Med./Low Temp.)	3/8" X 1/2" ODF	External	No	5 Ft.	Straight Thru	No	HFES 2BA-01	067010
	2	A (Med./Low Temp.)	3/8" X 1/2" ODF	External	No	5 Ft.	Angle	Yes	HFESC 2BA-01	066982
	2-1/2	A (Med./Low Temp.)	3/8" X 1/2" ODF	External	No	5 Ft.	Straight Thru	No	HFES 2-1/2BA-01	067011
	2-1/2	A (Med./Low Temp.)	3/8" X 1/2" ODF	External	No	5 Ft.	Angle	Yes	HFESC 2-1/2BA-01	066983
3-1/2	A (Med./Low Temp.)	3/8" X 1/2" ODF	External	No	5 Ft.	Straight Thru	No	HFES 3-1/2BA-01	067012	

All capacities shown are at 100°F condensing, 40°F evaporator temperature.

Valve capacity is for the first refrigerant listed. To determine the capacity for additional refrigerants listed, consult the nominal capacity tables for interchangeable refrigerants.

HF SERIES

THERMOSTATIC EXPANSION VALVES

SYSTEM REFRIGERANT CODE	CAPACITY (NOMINAL TONNAGE)	CHARGE CODE	INLET X OUTLET CONNECTION	EQUALIZER	BLEED	CAP LENGTH	BODY DESIGN	STRAINER	MODEL NUMBER	ITEM NUMBER	
B (R-448A, R-449A)	3-1/2	A (Med./Low Temp.)	3/8" X 1/2" ODF	External	No	5 Ft.	Angle	Yes	HFESC 3-1/2BA-01	066984	
	6	A (Med./Low Temp.)	3/8" X 1/2" ODF	External	No	5 Ft.	Angle	Yes	HFESC 6BA-01	066985	
	6	A (Med./Low Temp.)	5/8" X 7/8" ODF	External	No	5 Ft.	Straight Thru	No	HFESC 6BA-01	067013	
	6	A (Med./Low Temp.)	5/8" X 7/8" ODF	External	No	5 Ft.	Angle	Yes	HFESC 6BA-02	067014	
	8-1/2	A (Med./Low Temp.)	3/8" X 1/2" ODF	External	No	5 Ft.	Angle	Yes	HFESC 8-1/2BA-01	066986	
	8-1/2	A (Med./Low Temp.)	5/8" X 7/8" ODF	External	No	5 Ft.	Angle	Yes	HFESC 8-1/2BA-02	067015	
D (R-450A, R-513A)	1/5	A (Med./Low Temp.)	1/4" X 1/2" ODF	Internal	No	5 Ft.	Angle	No	HFS 1/5DA-01	096856	
	1/5	A (Med./Low Temp.)	3/8" X 1/2" ODF	External	No	5 Ft.	Straight Thru	No	HFES 1/5DA-01	096840	
	1/5	A (Med./Low Temp.)	3/8" X 1/2" ODF	External	No	5 Ft.	Angle	Yes	HFESC 1/5DA-01	096851	
	1/5	A (Med./Low Temp.)	3/8" X 1/2" ODF	Internal	No	5 Ft.	Angle	Yes	HFSC 1/5DA-01	096858	
	1/4	A (Med./Low Temp.)	1/4" X 1/2" ODF	Internal	No	5 Ft.	Angle	No	HFS 1/4DA-01	096855	
	1/4	A (Med./Low Temp.)	3/8" X 1/2" ODF	External	No	5 Ft.	Straight Thru	No	HFES 1/4DA-01	096839	
	1/4	A (Med./Low Temp.)	3/8" X 1/2" ODF	External	No	5 Ft.	Angle	Yes	HFESC 1/4DA-01	096850	
	1/4	A (Med./Low Temp.)	3/8" X 1/2" ODF	Internal	No	5 Ft.	Angle	Yes	HFSC 1/4DA-01	096857	
	1/2	A (Med./Low Temp.)	1/4" X 1/2" ODF	Internal	No	5 Ft.	Angle	No	HFS 1/2DA-01	096854	
	1/2	A (Med./Low Temp.)	3/8" X 1/2" ODF	External	No	5 Ft.	Straight Thru	No	HFES 1/2DA-01	096838	
	1/2	A (Med./Low Temp.)	3/8" X 1/2" ODF	External	No	5 Ft.	Angle	Yes	HFESC 1/2DA-01	096849	
	3/4	A (Med./Low Temp.)	3/8" X 1/2" ODF	External	No	5 Ft.	Straight Thru	No	HFES 3/4DA-01	096845	
	3/4	A (Med./Low Temp.)	3/8" X 1/2" ODF	External	No	5 Ft.	Angle	Yes	HFESC 3/4DA-01	096853	
	1	A (Med./Low Temp.)	3/8" X 1/2" ODF	External	No	5 Ft.	Straight Thru	No	HFES 1DA-01	096842	
	1	A (Med./Low Temp.)	3/8" X 1/2" ODF	External	No	5 Ft.	Angle	Yes	HFESC 1DA-01	096852	
	1-1/2	A (Med./Low Temp.)	3/8" X 1/2" ODF	External	No	5 Ft.	Straight Thru	No	HFES 1-1/2DA-01	096837	
	2	A (Med./Low Temp.)	3/8" X 1/2" ODF	External	No	5 Ft.	Straight Thru	No	HFES 2DA-01	096843	
	3-1/2	A (Med./Low Temp.)	3/8" X 1/2" ODF	External	No	5 Ft.	Straight Thru	No	HFES 3-1/2DA-01	096844	
	4-1/2	A (Med./Low Temp.)	3/8" X 1/2" ODF	External	No	5 Ft.	Straight Thru	No	HFES 4-1/2DA-01	096846	
	6	A (Med./Low Temp.)	5/8" X 7/8" ODF	External	No	5 Ft.	Straight Thru	No	HFES 6DA-01	096847	
	9	A (Med./Low Temp.)	5/8" X 7/8" ODF	External	No	5 Ft.	Straight Thru	No	HFES 9DA-01	096848	
	11-1/2	A (Med./Low Temp.)	7/8" X 1-1/8" ODF	External	No	5 Ft.	Straight Thru	No	HFES 11-1/2DA-01	096841	
	F (R-12) *R-134a	1/4	C (Med. Temp.)	1/4" X 1/2" SAE	Internal	No	5 Ft.	Angle	No	HF 1/4FC-01	009811
		1/4	C (Med. Temp.)	3/8" X 1/2" SAE	External	No	5 Ft.	Angle	No	HFE 1/4FC-01	054360
1/4		C (Med. Temp.)	3/8" X 1/2" SAE	Internal	No	5 Ft.	Angle	No	HF 1/4FC-02	054134	
1/2		C (Med. Temp.)	1/4" X 1/2" SAE	External	No	5 Ft.	Angle	No	HFE 1/2FC-01	009955	
1/2		C (Med. Temp.)	1/4" X 1/2" SAE	Internal	No	5 Ft.	Angle	No	HF 1/2FC-01	009810	
1/2		C (Med. Temp.)	3/8" X 1/2" SAE	External	No	5 Ft.	Angle	No	HFE 1/2FC-02	054895	
1/2		C (Med. Temp.)	3/8" X 1/2" ODF	External	No	5 Ft.	Angle	No	HFES 1/2FC-01	056021	
1/2		C (Med. Temp.)	3/8" X 1/2" ODF	External	No	5 Ft.	Angle	Yes	HFESC 1/2FC-01	057397	
1/2		C (Med. Temp.)	3/8" X 1/2" SAE	Internal	No	5 Ft.	Angle	No	HF 1/2FC-02	054892	
1/2		C (Med. Temp.)	3/8" X 1/2" ODF	Internal	No	5 Ft.	Straight Thru	No	HFS 1/2FC-01	056013	
1/2		C (Med. Temp.)	3/8" X 1/2" ODF	Internal	No	5 Ft.	Angle	No	HFS 1/2FC-02	056063	
1		C (Med. Temp.)	3/8" X 1/2" SAE	External	No	5 Ft.	Angle	No	HFE 1FC-01	054909	
1		C (Med. Temp.)	3/8" X 1/2" ODF	External	No	5 Ft.	Angle	No	HFES 1FC-01	055993	
1		C (Med. Temp.)	3/8" X 1/2" ODF	External	No	5 Ft.	Straight Thru	No	HFES 1FC-02	056151	
1		C (Med. Temp.)	3/8" X 1/2" ODF	External	No	5 Ft.	Angle	Yes	HFESC 1FC-01	057398	
1		C (Med. Temp.)	3/8" X 1/2" SAE	Internal	No	5 Ft.	Angle	No	HF 1FC-01	054905	
1		C (Med. Temp.)	3/8" X 1/2" ODF	Internal	No	5 Ft.	Straight Thru	No	HFS 1FC-01	056119	
1		Z (Low Temp.)	3/8" X 1/2" SAE	External	No	5 Ft.	Angle	No	HFE 1FZ-01	054910	
1-1/2		C (Med. Temp.)	3/8" X 1/2" SAE	External	No	5 Ft.	Angle	No	HFE 1-1/2FC-01	054917	
1-1/2		C (Med. Temp.)	3/8" X 1/2" ODF	External	No	5 Ft.	Angle	No	HFES 1-1/2FC-01	055994	
1-1/2		C (Med. Temp.)	3/8" X 1/2" ODF	External	No	5 Ft.	Angle	Yes	HFESC 1-1/2FC-01	057399	
1-1/2		C (Med. Temp.)	3/8" X 1/2" SAE	Internal	No	5 Ft.	Angle	No	HF 1-1/2FC-01	054914	
2		C (Med. Temp.)	3/8" X 1/2" SAE	External	No	5 Ft.	Angle	No	HFE 2FC-01	053069	
2		C (Med. Temp.)	3/8" X 1/2" ODF	External	No	5 Ft.	Angle	Yes	HFESC 2FC-01	057400	
2		C (Med. Temp.)	3/8" X 1/2" SAE	Internal	No	5 Ft.	Angle	No	HF 2FC-01	053060	
3-1/2		C (Med. Temp.)	3/8" X 1/2" SAE	External	No	5 Ft.	Angle	No	HFE 3-1/2FC-01	054138	
H (R-22) *R-407C		1/4	C (Med. Temp.)	1/4" X 1/2" SAE	Internal	No	5 Ft.	Angle	No	HF 1/4HC-03	058430
		1/4	C (Med. Temp.)	3/8" X 1/2" SAE	External	No	5 Ft.	Angle	No	HFE 1/4HC-01	054924

THERMOSTATIC EXPANSION VALVES

HF SERIES

SYSTEM REFRIGERANT CODE	CAPACITY (NOMINAL TONNAGE)	CHARGE CODE	INLET X OUTLET CONNECTION	EQUALIZER	BLEED	CAP LENGTH	BODY DESIGN	STRAINER	MODEL NUMBER	ITEM NUMBER
H (R-22) *R-407C	1/4	C (Med. Temp.)	3/8" X 1/2" ODF	External	No	5 Ft.	Straight Thru	No	HFES 1/4HC-01	055927
	1/4	C (Med. Temp.)	3/8" X 1/2" ODF	External	No	5 Ft.	Angle	Yes	HFESC 1/4HC-01	057409
	1/4	C (Med. Temp.)	3/8" X 1/2" SAE	Internal	No	5 Ft.	Angle	No	HF 1/4HC-01	054921
	1/4	C (Med. Temp.)	3/8" X 1/2" ODF	Internal	No	5 Ft.	Angle	No	HFS 1/4HC-01	055493
	1/4	C (Med. Temp.)	3/8" X 1/2" ODF	Internal	No	5 Ft.	Straight Thru	No	HFS 1/4HC-02	055633
	1/4	C (Med. Temp.)	3/8" X 1/2" ODF	Internal	No	5 Ft.	Angle	Yes	HFSC 1/4HC-01	057467
	1/4	Z (Low Temp.)	1/4" X 1/2" SAE	Internal	No	5 Ft.	Angle	No	HF 1/4HZ-01	059653
	1/4	Z (Low Temp.)	3/8" X 1/2" SAE	External	No	5 Ft.	Angle	No	HFE 1/4HZ-01	054925
	1/4	Z (Low Temp.)	3/8" X 1/2" ODF	External	No	5 Ft.	Angle	Yes	HFESC 1/4HZ-01	057428
	1/4	Z (Low Temp.)	3/8" X 1/2" ODF	Internal	No	5 Ft.	Straight Thru	No	HFS 1/4HZ-01	056169
	1/2	C (Med. Temp.)	1/4" X 1/2" SAE	External	No	5 Ft.	Angle	No	HFE 1/2HC-02	059079
	1/2	C (Med. Temp.)	1/4" X 1/2" SAE	Internal	No	5 Ft.	Angle	No	HF 1/2HC-01	009812
	1/2	C (Med. Temp.)	3/8" X 1/2" SAE	External	No	5 Ft.	Angle	No	HFE 1/2HC-01	054361
	1/2	C (Med. Temp.)	3/8" X 1/2" ODF	External	No	5 Ft.	Angle	No	HFES 1/2HC-01	054838
	1/2	C (Med. Temp.)	3/8" X 1/2" ODF	External	No	5 Ft.	Straight Thru	No	HFES 1/2HC-02	055827
	1/2	C (Med. Temp.)	3/8" X 1/2" ODF	External	No	5 Ft.	Angle	Yes	HFESC 1/2HC-01	057291
	1/2	C (Med. Temp.)	3/8" X 1/2" SAE	Internal	No	5 Ft.	Angle	No	HF 1/2HC-02	054135
	1/2	C (Med. Temp.)	3/8" X 1/2" ODF	Internal	No	5 Ft.	Straight Thru	No	HFS 1/2HC-02	054136
	1/2	C (Med. Temp.)	3/8" X 1/2" ODF	Internal	No	5 Ft.	Angle	No	HFS 1/2HC-03	054723
	1/2	C (Med. Temp.)	3/8" X 1/2" ODF	Internal	No	5 Ft.	Angle	Yes	HFSC 1/2HC-01	057293
	1/2	W35 (MOP)	3/8" X 1/2" SAE	Internal	No	5 Ft.	Angle	No	HF 1/2HW35-01	054362
	1/2	Z (Low Temp.)	3/8" X 1/2" SAE	External	No	5 Ft.	Angle	No	HFE 1/2HZ-01	054365
	1/2	Z (Low Temp.)	3/8" X 1/2" ODF	External	No	5 Ft.	Straight Thru	No	HFES 1/2HZ-01	055889
	1/2	Z (Low Temp.)	3/8" X 1/2" ODF	External	No	5 Ft.	Angle	Yes	HFESC 1/2HZ-01	057429
	1/2	Z (Low Temp.)	3/8" X 1/2" SAE	Internal	No	5 Ft.	Angle	No	HF 1/2HZ-01	054364
	1/2	Z (Low Temp.)	3/8" X 1/2" ODF	Internal	No	5 Ft.	Angle	Yes	HFSC 1/2HZ-01	057482
	1	C (Med. Temp.)	3/8" X 1/2" SAE	External	No	5 Ft.	Angle	No	HFE 1HC-01	054930
	1	C (Med. Temp.)	3/8" X 1/2" ODF	External	No	5 Ft.	Angle	No	HFES 1HC-01	055494
	1	C (Med. Temp.)	3/8" X 1/2" ODF	External	No	5 Ft.	Straight Thru	No	HFES 1HC-02	055708
	1	C (Med. Temp.)	3/8" X 1/2" ODF	External	No	5 Ft.	Angle	Yes	HFESC 1HC-01	057410
	1	C (Med. Temp.)	3/8" X 1/2" SAE	Internal	No	5 Ft.	Angle	No	HF 1HC-01	054927
	1	C (Med. Temp.)	3/8" X 1/2" ODF	Internal	No	5 Ft.	Angle	No	HFS 1HC-01	055702
	1	C (Med. Temp.)	3/8" X 1/2" ODF	Internal	No	5 Ft.	Straight Thru	No	HFS 1HC-02	055928
	1	C (Med. Temp.)	3/8" X 1/2" ODF	Internal	No	5 Ft.	Angle	Yes	HFSC 1HC-01	057468
	1	W35 (MOP)	3/8" X 1/2" SAE	External	No	5 Ft.	Angle	No	HFE 1HW35-01	054932
	1	Z (Low Temp.)	3/8" X 1/2" SAE	External	No	5 Ft.	Angle	No	HFE 1HZ-01	054931
	1	Z (Low Temp.)	3/8" X 1/2" ODF	External	No	5 Ft.	Angle	Yes	HFESC 1HZ-01	057430
	1	Z (Low Temp.)	3/8" X 1/2" SAE	Internal	No	5 Ft.	Angle	No	HF 1HZ-01	054928
	1-1/2	C (Med. Temp.)	3/8" X 1/2" SAE	External	No	5 Ft.	Angle	No	HFE 1-1/2HC-01	054936
	1-1/2	C (Med. Temp.)	3/8" X 1/2" ODF	External	No	5 Ft.	Angle	No	HFES 1-1/2HC-01	055495
	1-1/2	C (Med. Temp.)	3/8" X 1/2" ODF	External	No	5 Ft.	Straight Thru	No	HFES 1-1/2HC-02	055863
	1-1/2	C (Med. Temp.)	3/8" X 1/2" ODF	External	No	5 Ft.	Angle	Yes	HFESC 1-1/2HC-01	057292
	1-1/2	C (Med. Temp.)	3/8" X 1/2" SAE	Internal	No	5 Ft.	Angle	No	HF 1-1/2HC-01	054933
	1-1/2	C (Med. Temp.)	3/8" X 1/2" ODF	Internal	No	5 Ft.	Angle	No	HFS 1-1/2HC-01	055969
	1-1/2	C (Med. Temp.)	3/8" X 1/2" ODF	Internal	No	5 Ft.	Straight Thru	No	HFS 1-1/2HC-02	056018
	1-1/2	Z (Low Temp.)	3/8" X 1/2" SAE	External	No	5 Ft.	Angle	No	HFE 1-1/2HZ-01	054937
	1-1/2	Z (Low Temp.)	3/8" X 1/2" ODF	External	No	5 Ft.	Straight Thru	No	HFES 1-1/2HZ-01	055870
	1-1/2	Z (Low Temp.)	3/8" X 1/2" ODF	External	No	5 Ft.	Angle	Yes	HFESC 1-1/2HZ-01	057321
	2	C (Med. Temp.)	3/8" X 1/2" SAE	External	No	5 Ft.	Angle	No	HFE 2HC-01	054942
	2	C (Med. Temp.)	3/8" X 1/2" ODF	External	No	5 Ft.	Angle	No	HFES 2HC-01	054946
2	C (Med. Temp.)	3/8" X 1/2" ODF	External	No	5 Ft.	Straight Thru	No	HFES 2HC-02	055706	
2	C (Med. Temp.)	3/8" X 1/2" ODF	External	No	5 Ft.	Angle	Yes	HFESC 2HC-01	057294	
2	C (Med. Temp.)	3/8" X 1/2" SAE	Internal	No	5 Ft.	Angle	No	HF 2HC-01	054939	
2	C (Med. Temp.)	3/8" X 1/2" ODF	Internal	No	5 Ft.	Angle	Yes	HFSC 2HC-01	057470	
2	CA (Heat Pump)	3/8" X 1/2" ODF	External	No	5 Ft.	Straight Thru	No	HFES 2HCA-01	059670	
2	Z (Low Temp.)	3/8" X 1/2" SAE	External	No	5 Ft.	Angle	No	HFE 2HZ-01	054943	

HF SERIES

THERMOSTATIC EXPANSION VALVES

SYSTEM REFRIGERANT CODE	CAPACITY (NOMINAL TONNAGE)	CHARGE CODE	INLET X OUTLET CONNECTION	EQUALIZER	BLEED	CAP LENGTH	BODY DESIGN	STRAINER	MODEL NUMBER	ITEM NUMBER
H (R-22) *R-407C	2	Z (Low Temp.)	3/8" X 1/2" ODF	External	No	5 Ft.	Angle	Yes	HFESC 2HZ-01	057433
	2	Z (Low Temp.)	3/8" X 1/2" SAE	Internal	No	5 Ft.	Angle	No	HF 2HZ-01	054940
	2-1/2	C (Med. Temp.)	3/8" X 1/2" SAE	External	No	5 Ft.	Angle	No	HFE 2-1/2HC-01	054950
	2-1/2	C (Med. Temp.)	3/8" X 1/2" ODF	External	No	5 Ft.	Straight Thru	No	HFES 2-1/2HC-01	055931
	2-1/2	C (Med. Temp.)	3/8" X 1/2" ODF	External	No	5 Ft.	Angle	No	HFES 2-1/2HC-02	056042
	2-1/2	C (Med. Temp.)	3/8" X 1/2" ODF	External	No	5 Ft.	Angle	Yes	HFESC 2-1/2HC-01	057411
	2-1/2	C (Med. Temp.)	3/8" X 1/2" SAE	Internal	No	5 Ft.	Angle	No	HF 2-1/2HC-01	054947
	2-1/2	Z (Low Temp.)	3/8" X 1/2" ODF	External	No	5 Ft.	Angle	Yes	HFESC 2-1/2HZ-01	057434
	3	C (Med. Temp.)	3/8" X 1/2" SAE	External	No	5 Ft.	Angle	No	HFE 3HC-01	053317
	3	C (Med. Temp.)	3/8" X 1/2" ODF	External	No	5 Ft.	Straight Thru	No	HFES 3HC-01	053916
	3	C (Med. Temp.)	3/8" X 1/2" ODF	External	No	5 Ft.	Angle	No	HFES 3HC-02	054756
	3	C (Med. Temp.)	3/8" X 1/2" ODF	External	No	5 Ft.	Angle	Yes	HFESC 3HC-01	057412
	3	C (Med. Temp.)	3/8" X 1/2" SAE	Internal	No	5 Ft.	Angle	No	HF 3HC-01	053316
	3	C (Med. Temp.)	3/8" X 1/2" ODF	Internal	No	5 Ft.	Straight Thru	No	HFS 3HC-01	053915
	3	CA (Heat Pump)	1/2" X 5/8" ODF	External	No	5 Ft.	Straight Thru	No	HFES 3HCA-01	061730
	3	Z (Low Temp.)	3/8" X 1/2" SAE	External	No	5 Ft.	Angle	No	HFE 3HZ-01	053191
	3	Z (Low Temp.)	3/8" X 1/2" ODF	External	No	5 Ft.	Angle	Yes	HFESC 3HZ-01	057748
	3	Z (Low Temp.)	1/2" X 5/8" ODF	External	No	5 Ft.	Angle	No	HFES 3HZ-02	064761
	5-1/2	C (Med. Temp.)	3/8" X 1/2" SAE	External	No	5 Ft.	Angle	No	HFE 5-1/2HC-01	054140
	5-1/2	C (Med. Temp.)	3/8" X 1/2" ODF	External	No	5 Ft.	Straight Thru	No	HFES 5-1/2HC-01	054141
	5-1/2	C (Med. Temp.)	3/8" X 1/2" ODF	External	No	5 Ft.	Angle	Yes	HFESC 5-1/2HC-01	057781
	5-1/2	C (Med. Temp.)	1/2" X 5/8" ODF	External	No	5 Ft.	Straight Thru	No	HFES 5-1/2HC-02	054778
	5-1/2	C (Med. Temp.)	1/2" X 7/8" ODF	External	No	5 Ft.	Straight Thru	No	HFES 5-1/2HC-04	055187
	5-1/2	C (Med. Temp.)	5/8" X 7/8" ODF	External	No	5 Ft.	Straight Thru	No	HFES 5-1/2HC-03	054779
	5-1/2	CA (Heat Pump)	3/8" X 1/2" ODF	External	No	5 Ft.	Straight Thru	No	HFES 5-1/2HCA-03	065649
	5-1/2	CA (Heat Pump)	1/2" X 5/8" ODF	External	No	5 Ft.	Straight Thru	No	HFES 5-1/2HCA-02	057378
	5-1/2	Z (Low Temp.)	3/8" X 1/2" SAE	External	No	5 Ft.	Angle	No	HFE 5-1/2HZ-01	054777
	5-1/2	Z (Low Temp.)	3/8" X 1/2" ODF	External	No	5 Ft.	Straight Thru	No	HFES 5-1/2HZ-02	054780
	8	C (Med. Temp.)	1/2" X 5/8" ODF	External	No	5 Ft.	Straight Thru	No	HFES 8HC-01	057312
	8	C (Med. Temp.)	5/8" X 7/8" ODF	External	No	5 Ft.	Straight Thru	No	HFES 8HC-02	057313
	8	C (Med. Temp.)	5/8" X 7/8" ODF	External	No	5 Ft.	Angle	Yes	HFESC 8HC-01	058609
	8	CA (Heat Pump)	1/2" X 7/8" ODF	External	No	5 Ft.	Straight Thru	No	HFES 8HCA-04	056818
	8	CA (Heat Pump)	5/8" X 7/8" ODF	External	No	5 Ft.	Straight Thru	No	HFES 8HCA-05	056819
	8	W100 (MOP)	5/8" X 7/8" ODF	External	No	5 Ft.	Straight Thru	No	HFES 8HW100-01	057354
	10	C (Med. Temp.)	1/2" X 5/8" ODF	External	No	5 Ft.	Straight Thru	No	HFES 10HC-02	057315
	10	C (Med. Temp.)	5/8" X 7/8" ODF	External	No	5 Ft.	Straight Thru	No	HFES 10HC-01	057256
	10	C (Med. Temp.)	7/8" X 1-1/8" ODF	External	No	5 Ft.	Straight Thru	No	HFES 10HC-03	057316
	10	CA (Heat Pump)	5/8" X 7/8" ODF	External	No	5 Ft.	Straight Thru	No	HFES 10HCA-05	056820
	10	CA (Heat Pump)	5/8" X 1-1/8" ODF	External	No	5 Ft.	Straight Thru	No	HFES 10HCA-06	056821
	10	W100 (MOP)	5/8" X 7/8" ODF	External	No	5 Ft.	Straight Thru	No	HFES 10HW100-01	058159
12	C (Med. Temp.)	5/8" X 7/8" ODF	External	No	5 Ft.	Straight Thru	No	HFES 12HC-01	062737	
15	C (Med. Temp.)	5/8" X 7/8" ODF	External	No	5 Ft.	Straight Thru	No	HFES 15HC-01	057317	
15	C (Med. Temp.)	7/8" X 1-1/8" ODF	External	No	5 Ft.	Straight Thru	No	HFES 15HC-02	057318	
15	CA (Heat Pump)	5/8" X 7/8" ODF	External	No	5 Ft.	Straight Thru	No	HFES 15HCA-07	056823	
15	CA (Heat Pump)	5/8" X 1-1/8" ODF	External	No	5 Ft.	Straight Thru	No	HFES 15HCA-08	056824	
15	CA (Heat Pump)	7/8" X 1-1/8" ODF	External	No	5 Ft.	Straight Thru	No	HFES 15HCA-09	056825	
20	C (Med. Temp.)	7/8" X 1-1/8" ODF	External	No	5 Ft.	Straight Thru	No	HFES 20HC-01	062055	
20	CA (Heat Pump)	7/8" X 1-1/8" ODF	External	No	5 Ft.	Straight Thru	No	HFES 20HCA-04	058490	
20	CA (Heat Pump)	7/8" X 1-3/8" ODF	External	No	5 Ft.	Straight Thru	No	HFES 20HCA-05	060646	
M (R-134a) *R-12	1/4	C (Med. Temp.)	3/8" X 1/2" SAE	External	No	30 In.	Angle	No	HFE 1/4MC-01	057860
	1/4	C (Med. Temp.)	3/8" X 1/2" ODF	External	No	5 Ft.	Angle	Yes	HFESC 1/4MC-01	057572
	1/4	C (Med. Temp.)	3/8" X 1/2" SAE	Internal	No	5 Ft.	Angle	No	HF 1/4MC-01	057618
	1/4	C (Med. Temp.)	3/8" X 1/2" ODF	Internal	No	5 Ft.	Angle	No	HFS 1/4MC-01	058545
	1/4	C (Med. Temp.)	3/8" X 1/2" ODF	Internal	No	5 Ft.	Angle	Yes	HFSC 1/4MC-01	057573
	1/2	C (Med. Temp.)	3/8" X 1/2" SAE	External	No	5 Ft.	Angle	No	HFE 1/2MC-01	057616
1/2	C (Med. Temp.)	3/8" X 1/2" ODF	External	No	5 Ft.	Straight Thru	No	HFES 1/2MC-01	065645	

THERMOSTATIC EXPANSION VALVES

HF SERIES

SYSTEM REFRIGERANT CODE	CAPACITY (NOMINAL TONNAGE)	CHARGE CODE	INLET X OUTLET CONNECTION	EQUALIZER	BLEED	CAP LENGTH	BODY DESIGN	STRAINER	MODEL NUMBER	ITEM NUMBER
M (R-134a) *R-12	1/2	C (Med. Temp.)	3/8" X 1/2" ODF	External	No	5 Ft.	Angle	Yes	HFESC 1/2MC-01	058069
	1/2	C (Med. Temp.)	3/8" X 1/2" SAE	Internal	No	5 Ft.	Angle	No	HF 1/2MC-01	057620
	1/2	C (Med. Temp.)	3/8" X 1/2" ODF	Internal	No	5 Ft.	Straight Thru	No	HFS 1/2MC-01	058100
	1/2	C (Med. Temp.)	3/8" X 1/2" ODF	Internal	No	5 Ft.	Angle	Yes	HFSC 1/2MC-01	058067
	3/4	C (Med. Temp.)	3/8" X 1/2" SAE	External	No	30 In.	Angle	No	HFE 3/4MC-01	057861
	3/4	C (Med. Temp.)	3/8" X 1/2" ODF	External	No	5 Ft.	Angle	No	HFES 3/4MC-01	057784
	3/4	C (Med. Temp.)	3/8" X 1/2" ODF	External	No	5 Ft.	Straight Thru	No	HFES 3/4MC-02	059422
	1	C (Med. Temp.)	3/8" X 1/2" SAE	External	No	5 Ft.	Angle	No	HFE 1MC-01	057617
	1	C (Med. Temp.)	3/8" X 1/2" ODF	External	No	5 Ft.	Angle	No	HFES 1MC-01	058546
	1	C (Med. Temp.)	3/8" X 1/2" ODF	External	No	5 Ft.	Straight Thru	No	HFES 1MC-02	065646
	1	C (Med. Temp.)	3/8" X 1/2" ODF	External	No	5 Ft.	Angle	Yes	HFESC 1MC-01	057570
	1	C (Med. Temp.)	3/8" X 1/2" SAE	Internal	No	5 Ft.	Angle	No	HF 1MC-01	057619
	1	C (Med. Temp.)	3/8" X 1/2" ODF	Internal	No	5 Ft.	Straight Thru	No	HFS 1MC-01	065641
	1-1/2	C (Med. Temp.)	3/8" X 1/2" SAE	External	No	5 Ft.	Angle	No	HFE 1-1/2MC-01	057895
	1-1/2	C (Med. Temp.)	3/8" X 1/2" ODF	External	No	5 Ft.	Angle	Yes	HFESC 1-1/2MC-01	057568
	1-3/4	C (Med. Temp.)	3/8" X 1/2" SAE	External	No	5 Ft.	Angle	No	HFE 1-3/4MC-01	057896
	1-3/4	C (Med. Temp.)	3/8" X 1/2" ODF	External	No	5 Ft.	Straight Thru	No	HFES 1-3/4MC-01	058152
	1-3/4	C (Med. Temp.)	3/8" X 1/2" ODF	External	No	5 Ft.	Straight Thru	No	HFES 1-3/4MC-02	065647
	2-1/2	C (Med. Temp.)	3/8" X 1/2" ODF	External	No	5 Ft.	Angle	Yes	HFESC 2-1/2MC-01	058421
	4	C (Med. Temp.)	3/8" X 1/2" SAE	External	No	5 Ft.	Angle	No	HFE 4MC-01	057897
4	C (Med. Temp.)	1/2" X 5/8" ODF	External	No	5 Ft.	Straight Thru	No	HFES 4MC-01	058680	
6	C (Med. Temp.)	5/8" X 7/8" ODF	External	No	5 Ft.	Straight Thru	No	HFES 6MC-01	057903	
7-1/2	C (Med. Temp.)	5/8" X 7/8" ODF	External	No	5 Ft.	Straight Thru	No	HFES 7-1/2MC-01	057904	
11	C (Med. Temp.)	5/8" X 7/8" ODF	External	No	5 Ft.	Straight Thru	No	HFES 11MC-02	057906	
11	C (Med. Temp.)	7/8" X 1-1/8" ODF	External	No	5 Ft.	Straight Thru	No	HFES 11MC-03	058681	
14	C (Med. Temp.)	7/8" X 1-3/8" ODF	External	No	5 Ft.	Straight Thru	No	HFES 14MC-02	064000	
R (R-502) *R-404A *R-507	1/4	C (Med. Temp.)	1/4" X 1/2" SAE	Internal	No	5 Ft.	Angle	No	HF 1/4RC-02	059304
	1/4	C (Med. Temp.)	3/8" X 1/2" SAE	External	No	5 Ft.	Angle	No	HFE 1/4RC-01	054366
	1/4	C (Med. Temp.)	3/8" X 1/2" ODF	External	No	5 Ft.	Angle	No	HFES 1/4RC-01	055092
	1/4	C (Med. Temp.)	3/8" X 1/2" ODF	External	No	5 Ft.	Angle	Yes	HFESC 1/4RC-01	057436
	1/4	C (Med. Temp.)	3/8" X 1/2" SAE	Internal	No	5 Ft.	Angle	No	HF 1/4RC-01	054137
	1/4	C (Med. Temp.)	3/8" X 1/2" ODF	Internal	No	5 Ft.	Angle	No	HFS 1/4RC-01	055490
	1/4	C (Med. Temp.)	3/8" X 1/2" ODF	Internal	No	5 Ft.	Angle	Yes	HFSC 1/4RC-01	057487
	1/4	W45 (MOP)	3/8" X 1/2" SAE	External	No	5 Ft.	Angle	No	HFE 1/4RW45-01	054963
	1/4	Z (Low Temp.)	1/4" X 3/8" ODF	Internal	No	5 Ft.	Straight Thru	No	HFS 1/4RZ-01	055792
	1/4	Z (Low Temp.)	3/8" X 1/2" SAE	External	No	5 Ft.	Angle	No	HFE 1/4RZ-01	054370
	1/4	Z (Low Temp.)	3/8" X 1/2" ODF	External	No	5 Ft.	Angle	No	HFES 1/4RZ-01	055491
	1/4	Z (Low Temp.)	3/8" X 1/2" ODF	External	No	5 Ft.	Angle	Yes	HFESC 1/4RZ-01	057454
	1/4	Z (Low Temp.)	3/8" X 1/2" SAE	Internal	No	5 Ft.	Angle	No	HF 1/4RZ-01	054369
	1/4	Z (Low Temp.)	3/8" X 1/2" ODF	Internal	No	5 Ft.	Straight Thru	No	HFS 1/4RZ-02	056228
	1/4	Z (Low Temp.)	3/8" X 1/2" ODF	Internal	No	5 Ft.	Angle	Yes	HFSC 1/4RZ-01	057484
	1/2	C (Med. Temp.)	3/8" X 1/2" SAE	External	No	5 Ft.	Angle	No	HFE 1/2RC-01	054967
	1/2	C (Med. Temp.)	3/8" X 1/2" ODF	External	No	5 Ft.	Angle	No	HFES 1/2RC-01	055992
	1/2	C (Med. Temp.)	3/8" X 1/2" ODF	External	No	5 Ft.	Straight Thru	No	HFES 1/2RC-02	056022
	1/2	C (Med. Temp.)	3/8" X 1/2" ODF	External	No	5 Ft.	Angle	Yes	HFESC 1/2RC-01	057437
	1/2	C (Med. Temp.)	3/8" X 1/2" SAE	Internal	No	5 Ft.	Angle	No	HF 1/2RC-01	054964
	1/2	C (Med. Temp.)	3/8" X 1/2" ODF	Internal	No	5 Ft.	Angle	Yes	HFSC 1/2RC-01	057488
	1/2	W45 (MOP)	3/8" X 1/2" SAE	External	No	5 Ft.	Angle	No	HFE 1/2RW45-01	054969
	1/2	W45 (MOP)	3/8" X 1/2" ODF	External	No	5 Ft.	Angle	No	HFES 1/2RW45-01	055996
	1/2	W45 (MOP)	3/8" X 1/2" ODF	External	No	5 Ft.	Angle	Yes	HFESC 1/2RW45-01	057443
	1/2	W45 (MOP)	3/8" X 1/2" SAE	Internal	No	5 Ft.	Angle	No	HF 1/2RW45-01	054966
	1/2	Z (Low Temp.)	3/8" X 1/2" SAE	External	No	5 Ft.	Angle	No	HFE 1/2RZ-01	054968
	1/2	Z (Low Temp.)	3/8" X 1/2" ODF	External	No	5 Ft.	Angle	No	HFES 1/2RZ-01	055497
	1/2	Z (Low Temp.)	3/8" X 1/2" ODF	External	No	5 Ft.	Straight Thru	No	HFES 1/2RZ-02	056024
	1/2	Z (Low Temp.)	3/8" X 1/2" ODF	External	No	5 Ft.	Angle	Yes	HFESC 1/2RZ-01	057455
	1/2	Z (Low Temp.)	3/8" X 1/2" SAE	Internal	No	5 Ft.	Angle	No	HF 1/2RZ-01	054965

HF SERIES

THERMOSTATIC EXPANSION VALVES

SYSTEM REFRIGERANT CODE	CAPACITY (NOMINAL TONNAGE)	CHARGE CODE	INLET X OUTLET CONNECTION	EQUALIZER	BLEED	CAP LENGTH	BODY DESIGN	STRAINER	MODEL NUMBER	ITEM NUMBER
R (R-502) *R-404A *R-507	1/2	Z (Low Temp.)	3/8" X 1/2" ODF	Internal	No	5 Ft.	Angle	No	HFS 1/2RZ-01	055874
	1/2	Z (Low Temp.)	3/8" X 1/2" ODF	Internal	No	5 Ft.	Straight Thru	No	HFS 1/2RZ-02	056008
	1/2	Z (Low Temp.)	3/8" X 1/2" ODF	Internal	No	5 Ft.	Angle	Yes	HFSC 1/2RZ-01	057485
	1	C (Med. Temp.)	3/8" X 1/2" SAE	External	No	5 Ft.	Angle	No	HFE 1RC-01	054979
	1	C (Med. Temp.)	3/8" X 1/2" ODF	External	No	5 Ft.	Angle	No	HFES 1RC-01	054983
	1	C (Med. Temp.)	3/8" X 1/2" ODF	External	No	5 Ft.	Straight Thru	No	HFES 1RC-02	056029
	1	C (Med. Temp.)	3/8" X 1/2" ODF	External	No	5 Ft.	Angle	Yes	HFESC 1RC-01	057438
	1	C (Med. Temp.)	3/8" X 1/2" SAE	Internal	No	5 Ft.	Angle	No	HF 1RC-01	054976
	1	C (Med. Temp.)	3/8" X 1/2" ODF	Internal	No	5 Ft.	Angle	Yes	HFSC 1RC-01	057489
	1	W45 (MOP)	3/8" X 1/2" SAE	External	No	5 Ft.	Angle	No	HFE 1RW45-01	054981
	1	W45 (MOP)	3/8" X 1/2" ODF	External	No	5 Ft.	Straight Thru	No	HFES 1RW45-01	055948
	1	W45 (MOP)	3/8" X 1/2" ODF	External	No	5 Ft.	Angle	Yes	HFESC 1RW45-01	057446
	1	W45 (MOP)	3/8" X 1/2" SAE	Internal	No	5 Ft.	Angle	No	HF 1RW45-01	054978
	1	Z (Low Temp.)	3/8" X 1/2" SAE	External	No	5 Ft.	Angle	No	HFE 1RZ-01	054980
	1	Z (Low Temp.)	3/8" X 1/2" ODF	External	No	5 Ft.	Angle	No	HFES 1RZ-01	055496
	1	Z (Low Temp.)	3/8" X 1/2" ODF	External	No	5 Ft.	Straight Thru	No	HFES 1RZ-02	056225
	1	Z (Low Temp.)	3/8" X 1/2" ODF	External	No	5 Ft.	Angle	Yes	HFESC 1RZ-01	057456
	1	Z (Low Temp.)	3/8" X 1/2" SAE	Internal	No	5 Ft.	Angle	No	HF 1RZ-01	054977
	1	Z (Low Temp.)	3/8" X 1/2" ODF	Internal	No	5 Ft.	Angle	Yes	HFSC 1RZ-01	057486
	1-1/2	C (Med. Temp.)	3/8" X 1/2" SAE	External	No	5 Ft.	Angle	No	HFE 1-1/2RC-01	054988
	1-1/2	C (Med. Temp.)	3/8" X 1/2" ODF	External	No	5 Ft.	Angle	No	HFES 1-1/2RC-01	055657
	1-1/2	C (Med. Temp.)	3/8" X 1/2" ODF	External	No	5 Ft.	Straight Thru	No	HFES 1-1/2RC-02	056031
	1-1/2	C (Med. Temp.)	3/8" X 1/2" ODF	External	No	5 Ft.	Angle	Yes	HFESC 1-1/2RC-01	057439
	1-1/2	C (Med. Temp.)	3/8" X 1/2" SAE	Internal	No	5 Ft.	Angle	No	HF 1-1/2RC-01	054984
	1-1/2	W45 (MOP)	3/8" X 1/2" SAE	External	No	5 Ft.	Angle	No	HFE 1-1/2RW45-01	054990
	1-1/2	W45 (MOP)	3/8" X 1/2" ODF	External	No	5 Ft.	Angle	No	HFES 1-1/2RW45-01	055991
	1-1/2	W45 (MOP)	3/8" X 1/2" ODF	External	No	5 Ft.	Straight Thru	No	HFES 1-1/2RW45-02	056032
	1-1/2	W45 (MOP)	3/8" X 1/2" ODF	External	No	5 Ft.	Angle	Yes	HFESC 1-1/2RW45-01	057448
	1-1/2	Z (Low Temp.)	3/8" X 1/2" SAE	External	No	5 Ft.	Angle	No	HFE 1-1/2RZ-01	054989
	1-1/2	Z (Low Temp.)	3/8" X 1/2" ODF	External	No	5 Ft.	Angle	No	HFES 1-1/2RZ-01	055498
	1-1/2	Z (Low Temp.)	3/8" X 1/2" ODF	External	No	5 Ft.	Straight Thru	No	HFES 1-1/2RZ-02	055878
	1-1/2	Z (Low Temp.)	3/8" X 1/2" ODF	External	No	5 Ft.	Angle	Yes	HFESC 1-1/2RZ-01	057322
	1-1/2	Z (Low Temp.)	3/8" X 1/2" SAE	Internal	No	5 Ft.	Angle	No	HF 1-1/2RZ-01	054986
	2	C (Med. Temp.)	3/8" X 1/2" SAE	External	No	5 Ft.	Angle	No	HFE 2RC-01	053070
	2	C (Med. Temp.)	3/8" X 1/2" ODF	External	No	5 Ft.	Straight Thru	No	HFES 2RC-02	053270
	2	C (Med. Temp.)	3/8" X 1/2" ODF	External	No	5 Ft.	Angle	No	HFES 2RC-03	054768
	2	C (Med. Temp.)	3/8" X 1/2" ODF	External	No	5 Ft.	Angle	Yes	HFESC 2RC-01	057440
	2	C (Med. Temp.)	3/8" X 1/2" SAE	Internal	No	5 Ft.	Angle	No	HF 2RC-01	053061
	2	W45 (MOP)	3/8" X 1/2" SAE	External	No	5 Ft.	Angle	No	HFE 2RW45-01	054992
	2	Z (Low Temp.)	3/8" X 1/2" SAE	External	No	5 Ft.	Angle	No	HFE 2RZ-01	053071
	2	Z (Low Temp.)	3/8" X 1/2" ODF	External	No	5 Ft.	Straight Thru	No	HFES 2RZ-01	053271
	2	Z (Low Temp.)	3/8" X 1/2" ODF	External	No	5 Ft.	Angle	No	HFES 2RZ-02	054844
	2	Z (Low Temp.)	3/8" X 1/2" ODF	External	No	5 Ft.	Angle	Yes	HFESC 2RZ-01	057457
	3-1/2	C (Med. Temp.)	3/8" X 1/2" SAE	External	No	5 Ft.	Angle	No	HFE 3-1/2RC-01	054142
	3-1/2	C (Med. Temp.)	3/8" X 1/2" ODF	External	No	5 Ft.	Straight Thru	No	HFES 3-1/2RC-01	054143
	3-1/2	C (Med. Temp.)	3/8" X 1/2" ODF	External	No	5 Ft.	Angle	Yes	HFESC 3-1/2RC-01	057441
	3-1/2	C (Med. Temp.)	3/8" X 1/2" SAE	Internal	No	5 Ft.	Angle	No	HF 3-1/2RC-01	055936
	3-1/2	C (Med. Temp.)	1/2" X 5/8" ODF	External	No	5 Ft.	Straight Thru	No	HFES 3-1/2RC-02	054783
	3-1/2	W 45 (MOP)	1/2" X 5/8" ODF	External	No	5 Ft.	Straight Thru	No	HFES 3-1/2RW45-01	058907
	3-1/2	Z (Low Temp.)	3/8" X 1/2" SAE	External	No	5 Ft.	Angle	No	HFE 3-1/2RZ-01	054145
3-1/2	Z (Low Temp.)	3/8" X 1/2" ODF	External	No	5 Ft.	Straight Thru	No	HFES 3-1/2RZ-01	054784	
3-1/2	Z (Low Temp.)	3/8" X 1/2" ODF	External	No	5 Ft.	Angle	Yes	HFESC 3-1/2RZ-01	057458	
3-1/2	Z (Low Temp.)	1/2" X 5/8" ODF	External	No	5 Ft.	Straight Thru	No	HFES 3-1/2RZ-02	054785	
5	C (Med. Temp.)	3/8" X 1/2" ODF	External	No	5 Ft.	Straight Thru	No	HFES 5RC-02	058875	
5	C (Med. Temp.)	3/8" X 1/2" ODF	External	No	5 Ft.	Angle	Yes	HFESC 5RC-01	058595	
5	C (Med. Temp.)	5/8" X 7/8" ODF	External	No	5 Ft.	Straight Thru	No	HFES 5RC-01	058608	

THERMOSTATIC EXPANSION VALVES

HF SERIES

SYSTEM REFRIGERANT CODE	CAPACITY (NOMINAL TONNAGE)	CHARGE CODE	INLET X OUTLET CONNECTION	EQUALIZER	BLEED	CAP LENGTH	BODY DESIGN	STRAINER	MODEL NUMBER	ITEM NUMBER
R (R-502) *R-404A *R-507	5	W45 (MOP)	5/8" X 7/8" ODF	External	No	5 Ft.	Straight Thru	No	HFES 5RW45-01	058305
	5	Z (Low Temp.)	1/2" X 5/8" ODF	External	No	5 Ft.	Straight Thru	No	HFES 5RZ-02	061196
	5	Z (Low Temp.)	1/2" X 7/8" ODF	External	No	5 Ft.	Straight Thru	No	HFES 5RZ-01	059624
	5	Z (Low Temp.)	5/8" X 7/8" ODF	External	No	5 Ft.	Angle	Yes	HFESC 5RZ-01	059654
	7	C (Med. Temp.)	5/8" X 7/8" ODF	External	No	5 Ft.	Straight Thru	No	HFES 7RC-01	058607
	7	W45 (MOP)	5/8" X 7/8" ODF	External	No	5 Ft.	Straight Thru	No	HFES 7RW45-01	059291
S (R-404A) *R-502 *R-507	10	C (Med. Temp.)	5/8" X 7/8" ODF	External	No	5 Ft.	Straight Thru	No	HFES 10RC-01	058808
	1/8	C (Med. Temp.)	3/8" X 1/2" ODF	Internal	No	5 Ft.	Angle	Yes	HFSC 1/8SC-01	058248
	1/8	W45 (MOP)	1/4" X 1/2" ODF	Internal	No	30 In.	Angle	Yes	HFSC 1/8SW45-01	066552
	1/8	Z (Low Temp.)	1/4" X 1/2" ODF	Internal	No	30 In.	Angle	Yes	HFSC 1/8SZ-01	066553
	1/4	C (Med. Temp.)	1/4" X 1/2" ODF	Internal	No	30 In.	Straight Thru	No	HFS 1/4SC-01	066516
	1/4	C (Med. Temp.)	1/4" X 1/2" SAE	Internal	No	5 Ft.	Angle	No	HF 1/4SC-01	066039
	1/4	C (Med. Temp.)	3/8" X 1/2" ODF	External	No	30 In.	Straight Thru	No	HFES 1/4SC-01	066533
	1/4	C (Med. Temp.)	3/8" X 1/2" ODF	External	No	30 In.	Angle	Yes	HFESC 1/4SC-02	066539
	1/4	C (Med. Temp.)	3/8" X 1/2" ODF	Internal	No	5 Ft.	Angle	Yes	HFSC 1/4SC-01	058249
	1/4	W45 (MOP)	1/4" X 1/2" ODF	External	No	30 In.	Angle	Yes	HFESC 1/4SW45-01	066540
	1/4	W45 (MOP)	1/4" X 1/2" ODF	Internal	No	30 In.	Straight Thru	No	HFS 1/4SW45-01	066517
	1/4	W45 (MOP)	1/4" X 1/2" ODF	Internal	No	30 In.	Angle	Yes	HFSC 1/4SW45-01	066554
	1/4	W45 (MOP)	3/8" X 1/2" SAE	External	No	5 Ft.	Angle	No	HFE 1/4SW45-01	066623
	1/4	W45 (MOP)	3/8" X 1/2" ODF	External	No	5 Ft.	Straight Thru	No	HFES 1/4SW45-01	065734
	1/4	Z (Low Temp.)	1/4" X 1/2" ODF	External	No	30 In.	Angle	Yes	HFESC 1/4SZ-02	066542
	1/4	Z (Low Temp.)	1/4" X 1/2" ODF	Internal	No	30 In.	Straight Thru	No	HFS 1/4SZ-02	066518
	1/4	Z (Low Temp.)	1/4" X 1/2" ODF	Internal	No	30 In.	Angle	Yes	HFSC 1/4SZ-01	066555
	1/4	Z (Low Temp.)	3/8" X 1/2" ODF	External	No	5 Ft.	Straight Thru	No	HFES 1/4SZ-01	065733
	1/4	Z (Low Temp.)	3/8" X 1/2" ODF	External	No	5 Ft.	Angle	Yes	HFESC 1/4SZ-01	058194
	1/2	C (Med. Temp.)	1/4" X 1/2" ODF	External	No	30 In.	Angle	Yes	HFESC 1/2SC-03	066543
	1/2	C (Med. Temp.)	1/4" X 1/2" ODF	Internal	No	30 In.	Straight Thru	No	HFS 1/2SC-01	066519
	1/2	C (Med. Temp.)	3/8" X 1/2" SAE	External	No	5 Ft.	Angle	No	HFE 1/2SC-01	062147
	1/2	C (Med. Temp.)	3/8" X 1/2" ODF	External	No	5 Ft.	Angle	No	HFES 1/2SC-01	058975
	1/2	C (Med. Temp.)	3/8" X 1/2" ODF	External	No	5 Ft.	Angle	Yes	HFESC 1/2SC-02	058141
	1/2	W45 (MOP)	1/4" X 1/2" ODF	External	No	30 In.	Angle	Yes	HFESC 1/2SW45-02	066544
	1/2	W45 (MOP)	1/4" X 1/2" ODF	Internal	No	30 In.	Straight Thru	No	HFS 1/2SW45-01	066520
	1/2	W45 (MOP)	1/4" X 1/2" ODF	Internal	No	30 In.	Angle	Yes	HFSC 1/2SW45-01	066556
	1/2	W45 (MOP)	3/8" X 1/2" SAE	External	No	5 Ft.	Angle	No	HFE 1/2SW45-01	066040
	1/2	W45 (MOP)	3/8" X 1/2" ODF	External	No	5 Ft.	Straight Thru	No	HFES 1/2SW45-01	065736
	1/2	Z (Low Temp.)	1/4" X 1/2" ODF	External	No	30 In.	Angle	Yes	HFESC 1/2SZ-02	066545
	1/2	Z (Low Temp.)	1/4" X 1/2" ODF	Internal	No	30 In.	Straight Thru	No	HFS 1/2SZ-01	066521
	1/2	Z (Low Temp.)	1/4" X 1/2" ODF	Internal	No	30 In.	Angle	Yes	HFSC 1/2SZ-01	066557
	1/2	Z (Low Temp.)	3/8" X 1/2" ODF	External	No	5 Ft.	Angle	No	HFES 1/2SZ-01	058995
	1/2	Z (Low Temp.)	3/8" X 1/2" ODF	External	No	5 Ft.	Straight Thru	No	HFES 1/2SZ-02	065735
	1/2	Z (Low Temp.)	3/8" X 1/2" ODF	External	No	5 Ft.	Angle	Yes	HFESC 1/2SZ-01	058147
	1/2	Z (Low Temp.)	3/8" X 1/2" SAE	Internal	No	5 Ft.	Angle	No	HF 1/2SZ-01	066037
	1/2	C (Med. Temp.)	3/8" X 1/2" ODF	Internal	No	5 Ft.	Angle	Yes	HFSC 1/2SC-01	058250
	1	C (Med. Temp.)	3/8" X 1/2" SAE	External	No	5 Ft.	Angle	No	HFE 1SC-01	062148
	1	C (Med. Temp.)	3/8" X 1/2" ODF	External	No	5 Ft.	Angle	No	HFES 1SC-01	058976
	1	C (Med. Temp.)	3/8" X 1/2" ODF	External	No	5 Ft.	Straight Thru	No	HFES 1SC-02	065650
	1	C (Med. Temp.)	3/8" X 1/2" ODF	External	No	5 Ft.	Angle	Yes	HFESC 1SC-01	058135
	1	C (Med. Temp.)	3/8" X 1/2" ODF	Internal	No	5 Ft.	Angle	Yes	HFSC 1SC-01	058251
	1	C (Med. Temp.)	3/8" X 1/2" ODF	Internal	No	5 Ft.	Straight Thru	No	HFS 1SC-01	065643
	1	W45 (MOP)	3/8" X 1/2" SAE	External	No	5 Ft.	Angle	No	HFE 1SW45-01	066624
	1	W45 (MOP)	3/8" X 1/2" ODF	External	No	5 Ft.	Angle	No	HFES 1SW45-01	059086
	1	W45 (MOP)	3/8" X 1/2" ODF	External	No	5 Ft.	Straight Thru	No	HFES 1SW45-02	065651
1	W45 (MOP)	3/8" X 1/2" ODF	External	No	5 Ft.	Angle	Yes	HFESC 1SW45-01	058157	
1	W45 (MOP)	3/8" X 1/2" ODF	Internal	No	5 Ft.	Straight Thru	No	HFS 1SW45-01	066522	
1	W45 (MOP)	3/8" X 1/2" ODF	Internal	No	5 Ft.	Angle	Yes	HFSC 1SW45-01	066558	
1	Z (Low Temp.)	3/8" X 1/2" SAE	External	No	5 Ft.	Angle	No	HFE 1SZ-01	058363	

HF SERIES

THERMOSTATIC EXPANSION VALVES

SYSTEM REFRIGERANT CODE	CAPACITY (NOMINAL TONNAGE)	CHARGE CODE	INLET X OUTLET CONNECTION	EQUALIZER	BLEED	CAP LENGTH	BODY DESIGN	STRAINER	MODEL NUMBER	ITEM NUMBER
S (R-404A) *R-502 *R-507	1	Z (Low Temp.)	3/8" X 1/2" ODF	External	No	5 Ft.	Straight Thru	No	HFES 1SZ-01	064289
	1	Z (Low Temp.)	3/8" X 1/2" ODF	External	No	5 Ft.	Angle	Yes	HFESC 1SZ-01	058118
	1	Z (Low Temp.)	3/8" X 1/2" ODF	Internal	No	5 Ft.	Straight Thru	No	HFS 1SZ-01	066523
	1	Z (Low Temp.)	3/8" X 1/2" ODF	Internal	No	5 Ft.	Angle	Yes	HFSC 1SZ-01	066559
	1-1/4	C (Med. Temp.)	3/8" X 1/2" SAE	External	No	5 Ft.	Angle	No	HFE 1-1/4SC-01	062149
	1-1/4	C (Med. Temp.)	3/8" X 1/2" ODF	External	No	5 Ft.	Angle	No	HFES 1-1/4SC-01	058977
	1-1/4	C (Med. Temp.)	3/8" X 1/2" ODF	External	No	5 Ft.	Angle	Yes	HFESC 1-1/4SC-01	058206
	1-1/4	C (Med. Temp.)	3/8" X 1/2" ODF	Internal	No	5 Ft.	Angle	Yes	HFSC 1-1/4SC-01	058252
	1-1/4	W45 (MOP)	3/8" X 1/2" ODF	External	No	5 Ft.	Straight Thru	No	HFES 1-1/4SW45-01	057976
	1-1/4	W45 (MOP)	3/8" X 1/2" ODF	Internal	No	5 Ft.	Angle	Yes	HFSC 1-1/4SW45-01	066560
	1-1/4	Z (Low Temp.)	3/8" X 1/2" ODF	External	No	5 Ft.	Straight Thru	No	HFES 1-1/4SZ-01	065737
	1-1/4	Z (Low Temp.)	3/8" X 1/2" ODF	Internal	No	5 Ft.	Angle	Yes	HFSC 1-1/4SZ-01	066561
	1-1/2	C (Med. Temp.)	3/8" X 1/2" SAE	External	No	5 Ft.	Angle	No	HFE 1-1/2SC-01	058309
	1-1/2	C (Med. Temp.)	3/8" X 1/2" ODF	External	No	5 Ft.	Straight Thru	No	HFES 1-1/2SC-01	057974
	1-1/2	C (Med. Temp.)	3/8" X 1/2" ODF	External	No	5 Ft.	Angle	Yes	HFESC 1-1/2SC-01	058119
	1-1/2	W45 (MOP)	3/8" X 1/2" SAE	External	No	5 Ft.	Angle	No	HFE 1-1/2SW45-01	066625
	1-1/2	W45 (MOP)	3/8" X 1/2" ODF	External	No	5 Ft.	Straight Thru	No	HFES 1-1/2SW45-01	065738
	1-1/2	W45 (MOP)	3/8" X 1/2" ODF	External	No	5 Ft.	Angle	Yes	HFESC 1-1/2SW45-01	058136
	1-1/2	W45 (MOP)	3/8" X 1/2" ODF	Internal	No	5 Ft.	Straight Thru	No	HFS 1-1/2SW45-01	066525
	1-1/2	Z (Low Temp.)	3/8" X 1/2" ODF	External	No	5 Ft.	Straight Thru	No	HFES 1-1/2SZ-01	064290
	1-1/2	Z (Low Temp.)	3/8" X 1/2" ODF	External	No	5 Ft.	Angle	Yes	HFESC 1-1/2SZ-01	058121
	1-1/2	C (Med. Temp.)	3/8" X 1/2" ODF	Internal	No	5 Ft.	Straight Thru	No	HFS 1-1/2SC-01	066524
	1-1/2	Z (Low Temp.)	3/8" X 1/2" ODF	Internal	No	5 Ft.	Straight Thru	No	HFS 1-1/2SZ-01	066526
	2	C (Med. Temp.)	3/8" X 1/2" SAE	External	No	5 Ft.	Angle	No	HFE 2SC-01	062150
	2	C (Med. Temp.)	3/8" X 1/2" ODF	External	No	5 Ft.	Straight Thru	No	HFES 2SC-01	057958
	2	C (Med. Temp.)	3/8" X 1/2" ODF	External	No	5 Ft.	Angle	Yes	HFESC 2SC-01	058122
	2	W45 (MOP)	3/8" X 1/2" SAE	External	No	5 Ft.	Angle	No	HFE 2SW45-01	066627
	2	W45 (MOP)	3/8" X 1/2" ODF	External	No	5 Ft.	Straight Thru	No	HFES 2SW45-01	065740
	2	W45 (MOP)	3/8" X 1/2" ODF	External	No	5 Ft.	Angle	Yes	HFESC 2SW45-01	058212
	2	W45 (MOP)	3/8" X 1/2" ODF	Internal	No	5 Ft.	Straight Thru	No	HFS 2SW45-01	066528
	2	Z (Low Temp.)	3/8" X 1/2" ODF	External	No	5 Ft.	Straight Thru	No	HFES 2SZ-01	065739
	2	Z (Low Temp.)	3/8" X 1/2" ODF	External	No	5 Ft.	Angle	Yes	HFESC 2SZ-01	058214
	2	C (Med. Temp.)	3/8" X 1/2" ODF	Internal	No	5 Ft.	Straight Thru	No	HFS 2SC-01	066527
	2	Z (Low Temp.)	3/8" X 1/2" ODF	Internal	No	5 Ft.	Straight Thru	No	HFS 2SZ-01	066529
	3-1/2	C (Med. Temp.)	3/8" X 1/2" SAE	External	No	5 Ft.	Angle	No	HFE 3-1/2SC-01	058310
	3-1/2	C (Med. Temp.)	3/8" X 1/2" ODF	External	No	5 Ft.	Straight Thru	No	HFES 3-1/2SC-02	065652
	3-1/2	C (Med. Temp.)	3/8" X 1/2" ODF	External	No	5 Ft.	Angle	Yes	HFESC 3-1/2SC-01	058071
	3-1/2	C (Med. Temp.)	3/8" X 1/2" ODF	Internal	No	5 Ft.	Straight Thru	No	HFS 3-1/2SC-01	066530
	3-1/2	C (Med. Temp.)	5/8" X 7/8" ODF	External	No	5 Ft.	Straight Thru	No	HFES 3-1/2SC-01	062151
	3-1/2	W45 (MOP)	3/8" X 1/2" ODF	External	No	5 Ft.	Angle	Yes	HFESC 3-1/2SW45-01	066547
	3-1/2	W45 (MOP)	3/8" X 1/2" ODF	Internal	No	5 Ft.	Straight Thru	No	HFS 3-1/2SW45-01	066531
	3-1/2	W45 (MOP)	1/2" X 5/8" ODF	External	No	5 Ft.	Straight Thru	No	HFES 3-1/2SW45-01	061694
	3-1/2	W45 (MOP)	1/2" X 5/8" ODF	External	No	5 Ft.	Straight Thru	No	HFES 3-1/2SW45-02	066534
	3-1/2	Z (Low Temp.)	3/8" X 1/2" SAE	External	No	5 Ft.	Angle	No	HFE 3-1/2SZ-01	063493
	3-1/2	Z (Low Temp.)	3/8" X 1/2" ODF	External	No	5 Ft.	Straight Thru	No	HFES 3-1/2SZ-01	063492
	3-1/2	Z (Low Temp.)	3/8" X 1/2" ODF	External	No	5 Ft.	Angle	Yes	HFESC 3-1/2SZ-01	066548
	3-1/2	Z (Low Temp.)	3/8" X 1/2" ODF	Internal	No	5 Ft.	Straight Thru	No	HFS 3-1/2SZ-01	066532
	5	C (Med. Temp.)	3/8" X 1/2" ODF	External	No	5 Ft.	Angle	Yes	HFESC 5SC-02	058220
	5	C (Med. Temp.)	5/8" X 7/8" ODF	External	No	5 Ft.	Straight Thru	No	HFES 5SC-01	066535
	5	W45 (MOP)	3/8" X 1/2" ODF	External	No	5 Ft.	Angle	Yes	HFESC 5SW45-01	058221
5	W45 (MOP)	5/8" X 7/8" ODF	External	No	5 Ft.	Straight Thru	No	HFES 5SW45-01	064170	
5	Z (Low Temp.)	3/8" X 1/2" ODF	External	No	5 Ft.	Angle	Yes	HFESC 5SZ-01	066549	
5	Z (Low Temp.)	5/8" X 7/8" ODF	External	No	5 Ft.	Straight Thru	No	HFES 5SZ-01	058451	
7	C (Med. Temp.)	5/8" X 7/8" ODF	External	No	5 Ft.	Straight Thru	No	HFES 7SC-02	066536	
7	C (Med. Temp.)	5/8" X 7/8" ODF	External	No	5 Ft.	Angle	Yes	HFESC 7SC-01	065458	
7	W45 (MOP)	5/8" X 7/8" ODF	External	No	5 Ft.	Straight Thru	No	HFES 7SW45-01	066537	

THERMOSTATIC EXPANSION VALVES

HF SERIES

SYSTEM REFRIGERANT CODE	CAPACITY (NOMINAL TONNAGE)	CHARGE CODE	INLET X OUTLET CONNECTION	EQUALIZER	BLEED	CAP LENGTH	BODY DESIGN	STRAINER	MODEL NUMBER	ITEM NUMBER
S (R-404A) *R-502 *R-507	7	W45 (MOP)	5/8" X 7/8" ODF	External	No	5 Ft.	Angle	Yes	HFESC 7SW45-02	066550
	7	Z (Low Temp.)	5/8" X 7/8" ODF	External	No	5 Ft.	Straight Thru	No	HFESC 7SZ-01	064291
	7	Z (Low Temp.)	5/8" X 7/8" ODF	External	No	5 Ft.	Angle	Yes	HFESC 7SZ-01	064058
	10	C (Med. Temp.)	5/8" X 7/8" ODF	External	No	5 Ft.	Straight Thru	No	HFESC 10SC-02	066538
	10	C (Med. Temp.)	5/8" X 7/8" ODF	External	No	5 Ft.	Angle	Yes	HFESC 10SC-01	064219
	10	W45 (MOP)	5/8" X 7/8" ODF	External	No	5 Ft.	Straight Thru	No	HFESC 10SW45-01	064195
	10	W45 (MOP)	5/8" X 7/8" ODF	External	No	5 Ft.	Angle	Yes	HFESC 10SW45-01	066551
	10	Z (Low Temp.)	5/8" X 7/8" ODF	External	No	5 Ft.	Straight Thru	No	HFESC 10SZ-01	062828
T (R-290)	1/4	A (Med./Low Temp.)	1/4 X 1/2" ODF	Internal	No	5 Ft.	Angle	No	HFS 1/4TA-01	096830
	1/4	A (Med./Low Temp.)	3/8 X 1/2" ODF	External	No	5 Ft.	Straight Thru	No	HFESC 1/4TA-01	096818
	1/4	A (Med./Low Temp.)	3/8 X 1/2" ODF	External	No	5 Ft.	Angle	Yes	HFESC 1/4TA-01	096825
	1/4	A (Med./Low Temp.)	3/8 X 1/2" ODF	Internal	No	5 Ft.	Angle	Yes	HFESC 1/4TA-01	096833
	1/2	A (Med./Low Temp.)	1/4 X 1/2" ODF	Internal	No	5 Ft.	Angle	No	HFS 1/2TA-01	096831
	1/2	A (Med./Low Temp.)	3/8 X 1/2" ODF	External	No	5 Ft.	Straight Thru	No	HFESC 1/2TA-01	096817
	1/2	A (Med./Low Temp.)	3/8 X 1/2" ODF	External	No	5 Ft.	Angle	Yes	HFESC 1/2TA-01	096826
	1/2	A (Med./Low Temp.)	3/8 X 1/2" ODF	Internal	No	5 Ft.	Angle	Yes	HFESC 1/2TA-01	096834
	3/4	A (Med./Low Temp.)	1/4 X 1/2" ODF	Internal	No	5 Ft.	Angle	No	HFS 3/4TA-01	096832
	3/4	A (Med./Low Temp.)	3/8 X 1/2" ODF	External	No	5 Ft.	Straight Thru	No	HFESC 3/4TA-01	096819
	3/4	A (Med./Low Temp.)	3/8 X 1/2" ODF	External	No	5 Ft.	Angle	Yes	HFESC 3/4TA-01	096827
	1-1/4	A (Med./Low Temp.)	3/8 X 1/2" ODF	External	No	5 Ft.	Straight Thru	No	HFESC 1-1/4TA-01	096820
	1-1/4	A (Med./Low Temp.)	3/8 X 1/2" ODF	External	No	5 Ft.	Angle	Yes	HFESC 1-1/4TA-01	096828
	1-3/4	A (Med./Low Temp.)	3/8 X 1/2" ODF	External	No	5 Ft.	Angle	Yes	HFESC 1-3/4TA-01	096829
	2-1/4	A (Med./Low Temp.)	3/8 X 1/2" ODF	External	No	5 Ft.	Straight Thru	Yes	HFESC 2-1/4TA-01	096822
	3	A (Med./Low Temp.)	3/8 X 1/2" ODF	External	No	5 Ft.	Straight Thru	No	HFESC 3TA-01	096823
5-1/2	A (Med./Low Temp.)	3/8 X 1/2" ODF	External	No	5 Ft.	Straight Thru	No	HFESC 5-1/2TA-01	096824	

* Valve capacity is for the first refrigerant listed. To determine the capacity for additional refrigerants listed, consult the nominal capacity tables for interchangeable refrigerants.

NOMINAL CAPACITY TABLES FOR INTERCHANGEABLE REFRIGERANTS IN TONS (kW): Standard Body (1/8 to 5-1/2 Tons)

R-134a	R-12	R-404A / R-507 / R-502	R-22 / R-407C
1/4 (0.9)	1/8 (0.4)	1/8 (0.4)	1/4 (0.9)
1/2 (1.8)	1/4 (0.9)	1/4 (0.9)	1/2 (1.8)
3/4 (2.6)	1/2 (1.8)	1/2 (1.8)	1 (3.5)
1 (3.5)	1 (3.5)	1 (3.5)	1-1/2 (5.3)
1-1/2 (5.3)	1-1/4 (4.4)	1-1/4 (4.4)	2 (7)
1-3/4 (6.2)	1-1/2 (5.3)	1-1/2 (5.3)	2-1/2 (8.8)
2-1/2 (8.8)	2 (7)	2 (7)	3 (10.6)
4 (14.1)	3-1/2 (12.3)	3-1/2 (12.3)	5-1/2 (19.3)

NOMINAL CAPACITY TABLES FOR INTERCHANGEABLE REFRIGERANTS IN TONS (kW): Extended Body (8 to 20 Tons)

R-134a	R-12	R-404A / R-507 / R-502	R-22 / R-407C
6 (21.1)	5 (17.6)	5 (17.6)	8 (28.1)
7-1/2 (26.4)	6 (21.1)	7 (24.6)	10 (35.2)
11 (38.7)	9 (31.7)	10 (35.2)	15 (52.8)
14 (49.2)	12 (42.2)	13 (45.7)	20 (70.3)

All capacities shown are at 100°F condensing, 40°F evaporator temperature. See Extended Capacity Tables for ratings at a wide range of conditions per AHRI standard 750.

POWER ASSEMBLY MODEL NOMENCLATURE - Example: X-26300-BA-1

SERIES	SYSTEM REFRIGERANT CODE	CHARGE CODE	CAPILLARY TUBE LENGTH CODE
X-26300	B	A	1
X-26300 = Power Element	B = R-448A / R-449A D = R-450A / R-513A F = R-12 H = R-22	M = R-134a S = R-404A T = R-290 A = Med/Low Temp. C = Medium Temp. CA = Heat Pump W(MOP) = Press. Limiting Z = Low Temp.	1 = 5 Ft. 2 = 10 Ft. 3 = 15 Ft.

HF SERIES POWER ASSEMBLIES

SYSTEM REFRIGERANT CODE	CHARGE CODE	CAP LENGTH	MODEL NUMBER	ITEM NUMBER
B (R-448A/R-449A)	A (Med/Low Temp.)	5 Ft.	X-26300BA-1	066990
D (R-450, R-513A)	A (Med/Low Temp.)	5 Ft.	X-26300DA-1	096859
F (R-12, R-134a)	C (Med Temp.)	5 Ft.	X-26300FC-1	053763
F (R-12, R-134a)	W15 (MOP)	5 Ft.	X-26300FW15-1	053769
F (R-12, R-134a)	W55 (MOP)	5 Ft.	X-26300FW55-1	063869
F (R-12, R-134a)	W35 (MOP)	5 Ft.	X-26300FW35-1	054798
F (R-12, R-134a)	Z (Low Temp.)	5 Ft.	X-26300FZ-1	053766
H (R-22, R-407C)	C (Med Temp.)	5 Ft.	X-26300HC-1	053764
H (R-22, R-407C)	CA (Heat Pump)	5 Ft.	X-26300HCA-1	057834
H (R-22, R-407C)	W100 (MOP)	5 Ft.	X-26300HW100-1	057764
H (R-22, R-407C)	W35 (MOP)	5 Ft.	X-26300HW35-1	053770
H (R-22, R-407C)	Z (Low Temp.)	5 Ft.	X-26300HZ-1	053767
M (R-134a, R-12)	C (Med Temp.)	5 Ft.	X-26300MC-1	058074
M (R-134a, R-12)	Z (Low Temp.)	5 Ft.	X-26300MZ-1	058076
S (R-404A, R-502)	C (Med Temp.)	5 Ft.	X-26300SC-1	058083
S (R-404A, R-502)	W45 (MOP)	5 Ft.	X-26300SW45-1	058085
S (R-404A, R-502)	Z (Low Temp.)	5 Ft.	X-26300SZ-1	058082
T (R-290)	A (Med/Low Temp.)	5 Ft.	X-26300TA-1	096835

HF SERIES VALVE CAGE KITS

If HF body is stamped HFK then the cage is replaceable.

CAGE CODE	R-12	R-22	R-134a	R-290	R-404A	R-448A / R-449A	R-450A / R-513A	R-507	R-502	MODEL NUMBER	ITEM NUMBER
0	1/8	1/4	1/4	1/4	1/8	1/4	1/5	1/8	1/8	KT-20299-0	064868
1	1/4	1/2	1/2	1/2	1/4	1/2	1/4	1/4	1/4	KT-20299-1	064869
2	1/2	1	3/4	3/4	1/2	1	1/2	1/2	1/2	KT-20299-2	064870
3	1	1-1/2	1	1-1/4	1	1-1/2	3/4	1	1	KT-20299-3	064871
4	1-1/4	2	1-1/2	1-3/4	1-1/4	2	1	1-1/4	1-1/4	KT-20299-4	064872
5	1-1/2	2-1/2	1-3/4	2-1/4	1-1/2	2-1/2	1-1/4	1-1/2	1-1/2	KT-20299-5	064873
6	2	3	2-1/2	3	2	3-1/2	1-3/4	2	2	KT-20299-6	064874
7	3-1/2	5-1/2	4	5-1/2	3-1/2	6	3	3-1/2	3-1/2	KT-20299-7	064875

All capacities shown are at 100°F condensing, 40°F evaporator temperature.
See Extended Capacity Tables for ratings at a wide range of conditions per ARI standard 750.

HFK SERIES BODY KITS

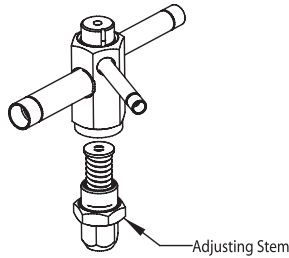
If HF body is stamped HFK then the cage is replaceable.

VALVE TYPE	CONNECTIONS	BODY STYLE	EXTERNAL EQUALIZER	MODEL NUMBER	ITEM NUMBER
HFK Body Kit	1/4" X 1/2" SAE	Angle	No	KT-20298-1	064881
HFK Body Kit	3/8" X 1/2" SAE	Angle	No	KT-20298-2	064882
HFKE Body Kit	1/4" X 1/2" SAE	Angle	Yes	KT-20298-3	064883
HFKE Body Kit	3/8" X 1/2" SAE	Angle	Yes	KT-20298-4	064884
HFKSC Body Kit	3/8" X 1/2" ODF	Angle, Removable Strainer	No	KT-20298-5	064885
HFKESC Body Kit	3/8" X 1/2" ODF	Angle, Removable Strainer	Yes	KT-20298-6	064886
HFKS Body Kit	3/8" X 1/2" ODF	Straight Through	No	KT-20298-7	064887
HFKS Body Kit	3/8" X 5/8" ODF	Straight Through	No	KT-20298-8	064888
HFKS Body Kit	1/2" X 5/8" ODF	Straight Through	No	KT-20298-9	064889
HFKS Body Kit	1/2" X 7/8" ODF	Straight Through	No	KT-20298-10	064890
HFKES Body Kit	3/8" X 1/2" ODF	Straight Through	Yes	KT-20298-11	064891
HFKES Body Kit	3/8" X 5/8" ODF	Straight Through	Yes	KT-20298-12	064892
HFKES Body Kit	1/2" X 5/8" ODF	Straight Through	Yes	KT-20298-13	064895
HFKES Body Kit	1/2" X 7/8" ODF	Straight Through	Yes	KT-20298-14	064896

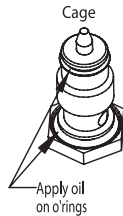
HF SERIES SERVICE KITS AND PARTS

DESCRIPTION	MODEL NUMBER	ITEM NUMBER
3/8" Inlet Filter Screen	X-11176-1	027385
1/4" Inlet Filter Screen	X-11176-7	048638
SAE Inlet Nut Seal	27676-1	058707
HFSC/HFESC Parts Kit	KT-20264	057686
HFK Cage Box (Empty)	KT-20303	064897
HFK Cage Insertion Tool	KT-20304	064898
HFK Oil Bottle	Oil Bottle for HFK	064899
HFK Cage Gasket Kit (12 sets)	KT-20305	065203
HFK and HFKE SAE/ODF Kit	KT-20300-5	065135
HF Cage Kit	KT-20301-1	064879

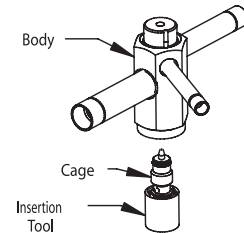
HFK ASSEMBLY PROCEDURE



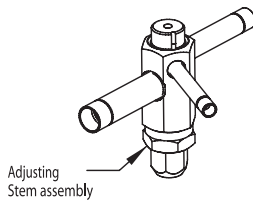
1. Remove adjusting stem assembly from body with 15/16" wrench.



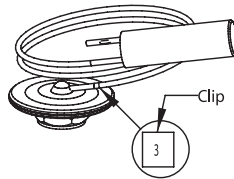
2. Lubricate both o-rings on cage.



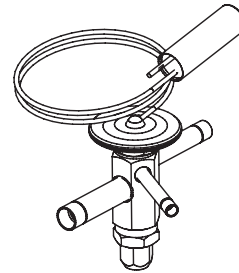
3. Insert cage into body with driver and insertion tool and hand tighten (do not over-tighten).



4. Replace adjustment stem assembly to body and hand tighten. Use the 15/16" wrench to tighten adjustment stem assembly 60° or one wrench flat (300-360 inch lbs. - Do not over-tighten).



5. Attach cage identification clip on power element cap tube.



6. Screw power element to top of valve body and hand tighten. Use the 1" wrench to tighten power element 60° or one wrench flat. (300-360 inch lbs. - Do not over-tighten)



Capacity
Tables (Tons)