

Cable connector - CA-17M1N8A8502S - 1619463

Please be informed that the data shown in this PDF Document is generated from our Online Catalog. Please find the complete data in the user's documentation. Our General Terms of Use for Downloads are valid (<http://phoenixcontact.com/download>)



Cable connector, straight, shielded: yes, SPEEDCON locking, M23, No. of pos.: 17, type of contact: Pin, Crimp connection, cable diameter range: 4 mm ... 6 mm


The figure shows the 12-pos. product version

Why buy this product

- Safe use in the field, thanks to high degree of protection
- Connector for flexible on-site assembly
- Consistent EMC protection for reliable connection solutions in the industrial environment
- Reduced connection time with SPEEDCON fast locking system
- Crimping connection: vibration- and temperature-resistant assembly



Key Commercial Data

Packing unit	1 STK
GTIN	 4 046356 823845
GTIN	4046356823845

Technical data

Temperature range

Ambient temperature (operation)	-40 °C ... 125 °C
---------------------------------	-------------------

Data of the insulating body

Note	Order information: Order 17 x 1 mm crimp contacts separately
Coding	N
Insulator material	PA 6.6
Contact connection method	Crimp connection
Type of contacts	Pin
Application	Feedback, signal
Number of positions	17
Contact diameter of power contacts	1 mm

Cable connector - CA-17M1N8A8502S - 1619463

Technical data

Data of the insulating body

Nominal current per power contact at 25°C	8 A
Nominal voltage, power contact	100 V
Rated surge voltage	1.5 kV
Overvoltage category	III
Degree of pollution	3

Housing data

Housing material	Metal
Type of locking	SPEEDCON locking
Degree of protection (when plugged in)	IP67
Thread type	M23

Cable seal data

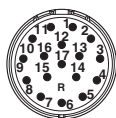
Cable diameter	4 mm ... 6 mm
Sealing material	FPM

Environmental Product Compliance

REACH SVHC	Lead 7439-92-1
China RoHS	Environmentally Friendly Use Period = 50
	For details about hazardous substances go to tab "Downloads", Category "Manufacturer's declaration"

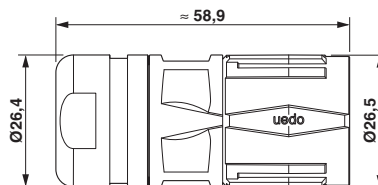
Drawings

Schematic diagram



Contact chamber numbering (view of plug-in side), standard pin

Dimensional drawing



Approvals

Approvals

Approvals

EAC / UL Recognized / cUL Recognized / cULus Recognized

Ex Approvals

Cable connector - CA-17M1N8A8502S - 1619463

Approvals

Approval details

EAC		B.01742
-----	--	---------

UL Recognized		http://database.ul.com/cgi-bin/XYV/template/LISEXT/1FRAME/index.htm E335019-20141210
Nominal voltage UN		100 V
Nominal current IN		8 A
mm ² /AWG/kcmil		18

cUL Recognized		http://database.ul.com/cgi-bin/XYV/template/LISEXT/1FRAME/index.htm E335019-20141210
Nominal voltage UN		100 V
Nominal current IN		5 A
mm ² /AWG/kcmil		18

cULus Recognized		http://database.ul.com/cgi-bin/XYV/template/LISEXT/1FRAME/index.htm
------------------	--	---

Phoenix Contact 2018 © - all rights reserved
<http://www.phoenixcontact.com>

PHOENIX CONTACT GmbH & Co. KG
Flachsmarktstr. 8
32825 Blomberg
Germany
Tel. +49 5235 300
Fax +49 5235 3 41200
<http://www.phoenixcontact.com>