

## Cable connector - CA-12F2N8A85DUS - 1619474

Please be informed that the data shown in this PDF Document is generated from our Online Catalog. Please find the complete data in the user's documentation. Our General Terms of Use for Downloads are valid (<http://phoenixcontact.com/download>)




Cable connector, straight, shielded: yes, SPEEDCON locking, M23, No. of pos.: 12, type of contact: Socket, Crimp connection, cable diameter range: 3 mm ... 14.5 mm

### Why buy this product

- Safe use in the field, thanks to high degree of protection
- Connector for flexible on-site assembly
- Consistent EMC protection for reliable connection solutions in the industrial environment
- Reduced connection time with SPEEDCON fast locking system
- Crimping connection: vibration- and temperature-resistant assembly



### Key Commercial Data

Packing unit	1 STK
GTIN	 4 046356 823739
GTIN	4046356823739

### Technical data

#### Temperature range

Ambient temperature (operation)	-40 °C ... 125 °C
---------------------------------	-------------------

#### Data of the insulating body

Note	Order information: Order crimp contacts Ø 1 mm separately
Coding	N
Insulator material	PA 6.6
Contact connection method	Crimp connection
Type of contacts	Socket
Application	Feedback, signal
Number of positions	12
Contact diameter of power contacts	1 mm
Nominal current per power contact at 25°C	8 A

# Cable connector - CA-12F2N8A85DUS - 1619474

## Technical data

### Data of the insulating body

Nominal voltage, power contact	150 V
Rated surge voltage	2.5 kV
Overvoltage category	III
Degree of pollution	3

### Housing data

Housing material	Metal
Type of locking	SPEEDCON locking
Degree of protection (when plugged in)	IP67
Thread type	M23

### Cable seal data

Cable diameter	3 mm ... 14.5 mm
Sealing material	FPM

### Environmental Product Compliance

REACH SVHC	Lead 7439-92-1
China RoHS	Environmentally Friendly Use Period = 50
	For details about hazardous substances go to tab "Downloads", Category "Manufacturer's declaration"

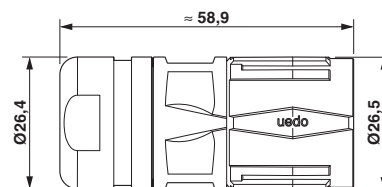
## Drawings

Schematic diagram



Contact chamber numbering (view of plug-in side), socket counter direction

Dimensional drawing



## Approvals

### Approvals

Approvals

EAC / UL Recognized / cUL Recognized / cULus Recognized


Ex Approvals


### Approval details


# Cable connector - CA-12F2N8A85DUS - 1619474

## Approvals

EAC		B.01742
-----	---	---------

UL Recognized		<a href="http://database.ul.com/cgi-bin/XYV/template/LISEXT/1FRAME/index.htm">http://database.ul.com/cgi-bin/XYV/template/LISEXT/1FRAME/index.htm</a> E335019-20141210
Nominal voltage UN		150 V
Nominal current IN		8 A
mm <sup>2</sup> /AWG/kcmil		18

cUL Recognized		<a href="http://database.ul.com/cgi-bin/XYV/template/LISEXT/1FRAME/index.htm">http://database.ul.com/cgi-bin/XYV/template/LISEXT/1FRAME/index.htm</a> E335019-20141210
Nominal voltage UN		150 V
Nominal current IN		6 A
mm <sup>2</sup> /AWG/kcmil		18

cULus Recognized		<a href="http://database.ul.com/cgi-bin/XYV/template/LISEXT/1FRAME/index.htm">http://database.ul.com/cgi-bin/XYV/template/LISEXT/1FRAME/index.htm</a>
------------------	---	---

Phoenix Contact 2018 © - all rights reserved  
<http://www.phoenixcontact.com>

PHOENIX CONTACT GmbH & Co. KG  
Flachsmarktstr. 8  
32825 Blomberg  
Germany  
Tel. +49 5235 300  
Fax +49 5235 3 41200  
<http://www.phoenixcontact.com>