

Electronic device circuit breaker - PTCB E1 24DC/1-8A NO - 2908262

Please be informed that the data shown in this PDF Document is generated from our Online Catalog. Please find the complete data in the user's documentation. Our General Terms of Use for Downloads are valid (<http://phoenixcontact.com/download>)




Single-channel electronic circuit breaker for protecting 24 V DC loads against overload and short circuit. Simple potential distribution using components from the CLIPLINE complete terminal block system. With electronic locking of the set nominal currents. For installation on DIN rails.

Why buy this product

- ✓ Simple application setup due to bridging option to CLIPLINE complete terminal block system
- ✓ More space in the control cabinet: narrowest protection on just 6 mm width
- ✓ Flexible use and reduction of inventory due to adjustable amp values on each device for wide range of applications
- ✓ Individual setup for suitable protection, exactly according to your requirements

Key Commercial Data

Packing unit	1 STK
GTIN	 4 055626 323763
GTIN	4055626323763

Technical data

Dimensions

Height	105.8 mm
Width	6.2 mm
Depth	55.6 mm

Ambient conditions

Ambient temperature (operation)	-25 °C ... 60 °C
Ambient temperature (storage/transport)	-40 °C ... 70 °C
Humidity test	96 h, 95% RH, 40°C
Altitude	≤ 2000 m (amsl (above mean sea level))
Shock (operation)	30g (IEC 60068-2-27, Test Ea)
Vibration (operation)	10 Hz ... 59.6 Hz (Amplitude ±0.35 mm; in accordance with IEC 60068-2-6, Test Fc)
	59.6 Hz ... 150 Hz (Acceleration 5g; in accordance with IEC 60068-2-6, Test Fc)

Electronic device circuit breaker - PTCB E1 24DC/1-8A NO - 2908262

Technical data

Ambient conditions

Degree of protection	IP20
----------------------	------

General

Flammability rating according to UL 94	V-0
Mounting type	DIN rail: 35 mm
Color	traffic grey A RAL 7042
Number of positions	1
Protection class	III
Type	DIN rail module, one-piece

Electrical data

Fuse type	electronic
Rated surge voltage	0.5 kV
Operating voltage	18 V DC ... 30 V DC
Rated voltage	24 V DC
Rated current I_N	24 A DC (Total current input)
	8 A DC (Channel current output)
	1 / 2 / 3 / 4 / 5 / 6 / 7 / 8 A DC (adjustable)
Measuring tolerance I	± 15 %
Feedback resistance	max. 35 V DC
Fail-safe element	15 A DC (per output channel)
Efficiency	> 99 %
Closed circuit current I_0	typ. 12 mA
Power dissipation	typ. 0.3 W (No-load operation)
	< 1.6 W (Nominal operation)
Module initialization time	1 s
Waiting time after switch off of a channel	5 s (at overload / short circuit)
Temperature derating	21 A (Total current at 60°C)
	24 A (Total current at 50°C)
	7 A (Channel current at 60°C)
	8 A (Channel current at 50°C)
Tripping method	E (electronic)
Required backup fuse	not required, integrated failsafe element
Dielectric strength	max. 35 V DC (Load circuit)
Voltage drop	0.13 V (at 8 A)
Contact type	without electrical isolation
MTBF (IEC 61709, SN 29500)	25641025 h (at 25°C with 21% load)
	10989010 h (at 40°C with 34.25% load)
	1149425 h (at 60°C with 100% load)
Shutdown time load circuit	≤ 10 ms (for short circuit > 2.0 x I_N)
	1 s (1.2 ... 2.0 x I_N)

Electronic device circuit breaker - PTCB E1 24DC/1-8A NO - 2908262

Technical data

Electrical data

Undervoltage shutdown load circuit	≤ 17.8 V DC (active)
	≥ 18.8 V DC (inactive)
Surge voltage shutdown load circuit	≥ 30.5 V DC (active)
	≤ 29.5 V DC (inactive)
Max. capacitive load load circuit	35000 µF (Depending on the current setting and the short-circuit current available)

Remote indication contact

Connection name	Remote indication circuit
Switching function	N/O contact
Stripping length	10 mm
Conductor cross section solid	0.2 mm ² ... 4 mm ²
Conductor cross section AWG	24 ... 14
Conductor cross section, flexible, with ferrule, with plastic sleeve	0.2 mm ² ... 2.5 mm ²
Conductor cross section flexible, with ferrule without plastic sleeve	0.2 mm ² ... 2.5 mm ²
DC operating voltage	0 V DC ... 30 V DC
DC operating current	100 mA DC

Connection data

Connection name	Main circuit IN+
Connection method	Push-in connection
Stripping length	10 mm
Conductor cross section solid	0.2 mm ² ... 4 mm ²
Conductor cross section AWG	24 ... 12
Conductor cross section, flexible, with ferrule, with plastic sleeve	0.2 mm ² ... 2.5 mm ²
Conductor cross section flexible, with ferrule without plastic sleeve	0.2 mm ² ... 2.5 mm ²
Connection name	Main circuit IN-
Connection method	Push-in connection
Stripping length	10 mm
Conductor cross section solid	0.2 mm ² ... 4 mm ²
Conductor cross section AWG	24 ... 12
Conductor cross section, flexible, with ferrule, with plastic sleeve	0.2 mm ² ... 2.5 mm ²
Conductor cross section flexible, with ferrule without plastic sleeve	0.2 mm ² ... 2.5 mm ²
Connection name	Main circuit OUT
Connection method	Push-in connection
Stripping length	10 mm
Conductor cross section solid	0.2 mm ² ... 4 mm ²
Conductor cross section AWG	24 ... 12
Conductor cross section, flexible, with ferrule, with plastic sleeve	0.2 mm ² ... 2.5 mm ²
Conductor cross section flexible, with ferrule without plastic sleeve	0.2 mm ² ... 2.5 mm ²

Standards and Regulations

Standards/specifications	EN 61000-6-2
--------------------------	--------------

Electronic device circuit breaker - PTCB E1 24DC/1-8A NO - 2908262

Technical data

Standards and Regulations

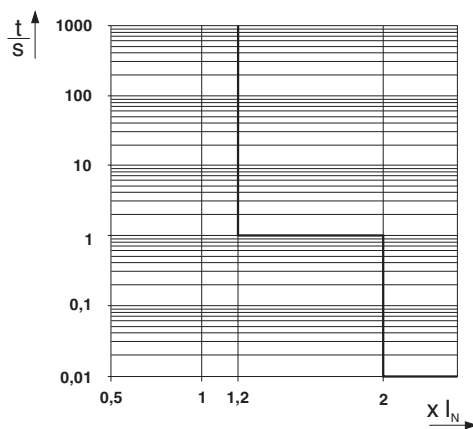
	EN 61000-6-3
	EN 60068-2-78
	EN 50178
	EN 60068-2-6
	EN 60068-2-27
	UL 508
	UL 2367

Environmental Product Compliance

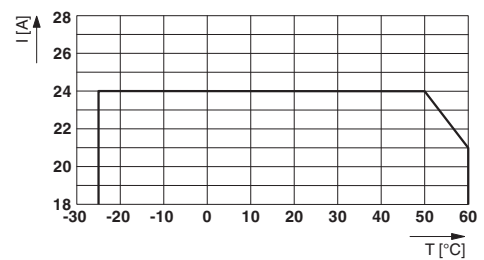
REACH SVHC	Lead 7439-92-1
------------	----------------

Drawings

Diagram



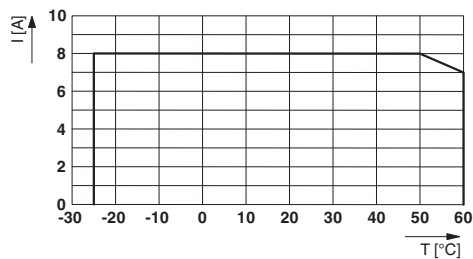
Diagram



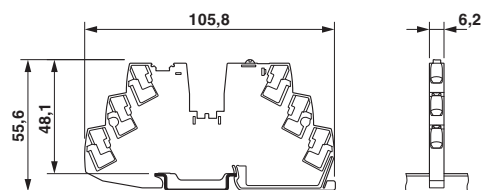
Total current input

Trigger characteristic in the DC range

Diagram



Dimensional drawing



Channel current output

Approvals

Approvals

Electronic device circuit breaker - PTCB E1 24DC/1-8A NO - 2908262





Approvals

Approvals

UL Recognized / UL Listed / cUL Listed / cULus Listed

Ex Approvals

Approval details

UL Recognized		http://database.ul.com/cgi-bin/XYV/template/LISEXT/1FRAME/index.htm	FILE E 317172
UL Listed		http://database.ul.com/cgi-bin/XYV/template/LISEXT/1FRAME/index.htm	FILE E 123528
cUL Listed		http://database.ul.com/cgi-bin/XYV/template/LISEXT/1FRAME/index.htm	FILE E 123528
cULus Listed			

Phoenix Contact 2018 © - all rights reserved
<http://www.phoenixcontact.com>

PHOENIX CONTACT GmbH & Co. KG
Flachsmarktstr. 8
32825 Blomberg
Germany
Tel. +49 5235 300
Fax +49 5235 3 41200
<http://www.phoenixcontact.com>