

# Type 2 surge protection device - VAL-US-120/40/1+1-FM - 2910349


Please be informed that the data shown in this PDF Document is generated from our Online Catalog. Please find the complete data in the user's documentation. Our General Terms of Use for Downloads are valid (<http://phoenixcontact.com/download>)



Surge protective device, two channel with remote indicator contact for 120 V AC, 2-wire plus ground.



## Key Commercial Data

Packing unit	1 STK
GTIN	 4 055626 444901
GTIN	4055626444901

## Technical data

### Dimensions

Height	96.8 mm
Width	35.6 mm
Depth	65.5 mm
Horizontal pitch	2 Div.

### Ambient conditions

Degree of protection	IP20 (only when all terminal points are used)
Ambient temperature (operation)	-40 °C ... 80 °C
Ambient temperature (storage/transport)	-40 °C ... 80 °C
Altitude	≤ 2000 m (amsl (above mean sea level))
Permissible humidity (operation)	5 % ... 95 %
Shock (operation)	25g (Half-sine / 11 ms / 3x ±X, ±Y, ±Z)
Vibration (operation)	5g (10 ... 500 Hz / 2.5 h / X, Y, Z)

### General

IEC test classification	II
	T2
EN type	T2
IEC power supply system	TN-S

# Type 2 surge protection device - VAL-US-120/40/1+1-FM - 2910349

## Technical data

### General

	TT
Mode of protection	L-N
	L-PE
	N-PE
Mounting type	DIN rail: 35 mm
Color	jet black RAL 9005
Housing material	PA 6.6
	PBT
Degree of pollution	2
Flammability rating according to UL 94	V-0
Type	DIN rail module, two-section, divisible
Number of positions	2
Surge protection fault message	Optical, remote indicator contact

### Protective circuit

Nominal voltage $U_N$	120 V AC (TN-S)
	120 V AC (TT)
Nominal frequency $f_N$	50 Hz (60 Hz)
Rated load current $I_L$	80 A
Residual current $I_{PE}$	$\leq 5 \mu\text{A}$
Nominal discharge current $I_n$ (8/20) $\mu\text{s}$	20 kA
Follow current interrupt rating $I_{fi}$ (N-PE)	100 A (305 V AC)
Short-circuit current rating $I_{SCCR}$	25 kA
Voltage protection level $U_p$ (L-N)	$\leq 0.9 \text{ kV}$
Voltage protection level $U_p$ (L-PE)	$\leq 1.6 \text{ kV}$
Voltage protection level $U_p$ (N-PE)	$\leq 1.5 \text{ kV}$
Residual voltage $U_{res}$ (L-N)	$\leq 0.9 \text{ kV}$ (at $I_n$ )
	$\leq 0.75 \text{ kV}$ (at 10 kA)
	$\leq 0.6 \text{ kV}$ (at 5 kA)
	$\leq 0.55 \text{ kV}$ (at 3 kA)
Residual voltage $U_{res}$ (L-PE)	$\leq 1.6 \text{ kV}$ (at $I_n$ )
	$\leq 1.2 \text{ kV}$ (at 10 kA)
	$\leq 1 \text{ kV}$ (at 5 kA)
	$\leq 0.9 \text{ kV}$ (at 3 kA)
Residual voltage $U_{res}$ (N-PE)	$\leq 0.4 \text{ kV}$ (at $I_n$ )
	$\leq 0.25 \text{ kV}$ (at 10 kA)
	$\leq 0.15 \text{ kV}$ (at 5 kA)
	$\leq 0.1 \text{ kV}$ (at 3 kA)
TOV behavior at $U_T$ (L-N)	208 V AC (5 s / withstand mode)
	240 V AC (120 min / safe failure mode)

# Type 2 surge protection device - VAL-US-120/40/1+1-FM - 2910349

## Technical data

### Protective circuit

TOV behavior at $U_T$ (N-PE)	1200 V AC (200 ms / withstand mode)
Response time $t_A$ (L-N)	$\leq 25$ ns
Response time $t_A$ (L-PE)	$\leq 100$ ns
Response time $t_A$ (N-PE)	$\leq 100$ ns
Max. backup fuse with V-type through wiring	80 A (gG)
Max. backup fuse with branch wiring	125 A (gG)

### Indicator/remote signaling

Switching function	PDT contact
Operating voltage	5 V AC ... 250 V AC
	30 V DC
Operating current	5 mA AC ... 1.5 A AC
	1 A DC
Connection method	Screw connection
Screw thread	M2
Tightening torque	0.25 Nm
Stripping length	7 mm
Conductor cross section flexible	0.14 mm <sup>2</sup> ... 1.5 mm <sup>2</sup>
Conductor cross section solid	0.14 mm <sup>2</sup> ... 1.5 mm <sup>2</sup>
Conductor cross section AWG	28 ... 16

### Connection data

Connection method	Screw connection
Screw thread	M5
Tightening torque	4.5 Nm (1,5 mm <sup>2</sup> ... 16 mm <sup>2</sup> )
	4.5 Nm (25 mm <sup>2</sup> ... 35 mm <sup>2</sup> )
Stripping length	16 mm
Conductor cross section flexible	1.5 mm <sup>2</sup> ... 25 mm <sup>2</sup>
Conductor cross section solid	1.5 mm <sup>2</sup> ... 35 mm <sup>2</sup>
Conductor cross section AWG	15 ... 2

### UL specifications

SPD Type	1
Maximum continuous operating voltage MCOV (L-N)	175 V AC
Maximum continuous operating voltage MCOV (L-G)	175 V AC
Maximum continuous operating voltage MCOV (N-G)	305 V AC
Nom. voltage	120 V AC
Mode of protection	L-N
	L-G
	N-G
Power distribution system	1
Nominal frequency	50/60 Hz

# Type 2 surge protection device - VAL-US-120/40/1+1-FM - 2910349

## Technical data

### UL specifications

Voltage protection rating VPR (L-N)	700 V
Voltage protection rating VPR (L-G)	1800 V
Voltage protection rating VPR (N-G)	1200 V
Nominal discharge current $I_n$	20 kA
Maximum Surge Current per Phase	40 kA
Short-circuit current rating (SCCR)	200 kA

### UL indicator/remote signaling

Operating voltage	125 V AC
Operating current	1 A AC
Tightening torque	2 lb <sub>F</sub> -in. ... 4 lb <sub>F</sub> -in.
Conductor cross section AWG	30 ... 14

### UL connection data

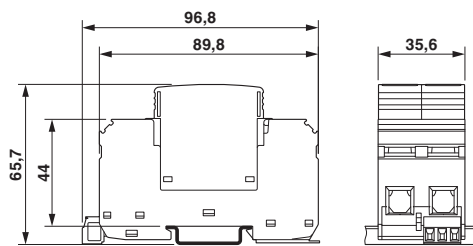
Conductor cross section AWG	10 ... 2
Tightening torque	30 lb <sub>F</sub> -in.

### Standards and Regulations

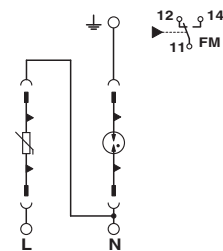
Standards/regulations	IEC 61643-11 2011
	EN 61643-11 2012

## Drawings

Dimensional drawing



Circuit diagram



## Approvals

Approvals

Approvals




UL Listed / cUL Listed / cULus Listed

Ex Approvals

## Type 2 surge protection device - VAL-US-120/40/1+1-FM - 2910349

### Approvals

#### Approval details

UL Listed		<a href="http://database.ul.com/cgi-bin/XYV/template/LISEXT/1FRAME/index.htm">http://database.ul.com/cgi-bin/XYV/template/LISEXT/1FRAME/index.htm</a>	FILE E 330181
cUL Listed		<a href="http://database.ul.com/cgi-bin/XYV/template/LISEXT/1FRAME/index.htm">http://database.ul.com/cgi-bin/XYV/template/LISEXT/1FRAME/index.htm</a>	FILE E 330181
cULus Listed		<a href="http://database.ul.com/cgi-bin/XYV/template/LISEXT/1FRAME/index.htm">http://database.ul.com/cgi-bin/XYV/template/LISEXT/1FRAME/index.htm</a>	

Phoenix Contact 2018 © - all rights reserved  
<http://www.phoenixcontact.com>

PHOENIX CONTACT GmbH & Co. KG  
Flachsmarktstr. 8  
32825 Blomberg  
Germany  
Tel. +49 5235 300  
Fax +49 5235 3 41200  
<http://www.phoenixcontact.com>