

## Power supply unit - QUINT4-PS/1AC/24DC/1.3/SC - 2904597

Please be informed that the data shown in this PDF Document is generated from our Online Catalog. Please find the complete data in the user's documentation. Our General Terms of Use for Downloads are valid (<http://phoenixcontact.com/download>)



Primary-switched power supply unit, QUINT POWER, Screw connection, DIN rail mounting, input: 1-phase, output: 24 V DC / 1.3 A

### Product Description


In the power range of up to 100 W, QUINT POWER provides superior system availability in the smallest size. Preventative function monitoring and exceptional power reserves are available for applications in the low-power range.

### Why buy this product

- Starting of heavy loads with dynamic boost
- Preventive function monitoring indicates critical operating states before errors occur
- 
- Space savings in the control cabinet, thanks to a narrow, slim-line design
- 



### Key Commercial Data

Packing unit	1 STK
GTIN	 4 055626 156033
GTIN	4055626156033

### Technical data

#### Dimensions

Width	22.5 mm
Height	99 mm
Depth	90 mm

#### Ambient conditions

Degree of protection	IP20
Ambient temperature (operation)	-25 °C ... 70 °C (> 60 °C Derating: 2.5 %/K)
Ambient temperature (start-up type tested)	-40 °C
Ambient temperature (storage/transport)	-40 °C ... 85 °C

# Power supply unit - QUINT4-PS/1AC/24DC/1.3/SC - 2904597

## Technical data

### Ambient conditions

Max. permissible relative humidity (operation)	≤ 95 % (at 25 °C, non-condensing)
Climatic class	3K3 (in acc. with EN 60721)
Degree of pollution	2
Installation height	≤ 5000 m (> 2000 m, observe derating)

### Input data

Input voltage range	100 V AC ... 240 V AC -15 % ... +10 % 110 V DC ... 250 V DC -20 % ... +40 %
Dielectric strength maximum	300 V AC 30 s
Discharge current to PE	< 0.25 mA (264 V AC, 60 Hz)
Current consumption	0.46 A (100 V AC) 0.37 A (120 V AC) 0.2 A (230 V AC) 0.2 A (240 V AC)
Nominal power consumption	37 VA
Inrush surge current	typ. 14 A (at 25 °C)
Mains buffering	> 43 ms (120 V AC) > 43 ms (230 V AC)
Input fuse	3.15 A (slow-blow, internal)
Choice of suitable circuit breakers	6 A ... 16 A (Characteristic B, C or comparable)
Type of protection	Transient surge protection
Protective circuit/component	Varistor

### Output data

Nominal output voltage	24 V DC
Setting range of the output voltage ( $U_{Set}$ )	24 V DC ... 28 V DC (constant capacity)
Nominal output current ( $I_N$ )	1.3 A
Static Boost ( $I_{Stat.Boost}$ )	1.625 A (≤ 40 °C)
Dynamic Boost ( $I_{Dyn.Boost}$ )	2.6 A (≤ 60 °C (5 s))
Derating	> 60 °C (2.5%/K)
Connection in parallel	Yes, for redundancy and increased capacity
Connection in series	yes
Feedback resistance	≤ 35 V DC
Protection against surge voltage on the output	≤ 32 V DC
Control deviation	< 0.5 % (Static load change 10 % ... 90 %) < 2 % (Dynamic load change 10 % ... 90 %, (10 Hz)) < 0.1 % (change in input voltage ±10 %)
Residual ripple	< 40 mV <sub>PP</sub> (with nominal values)
Output power	30 W
Typical response time	500 ms
Maximum power dissipation in no-load condition	< 0.4 W (230 V AC)

# Power supply unit - QUINT4-PS/1AC/24DC/1.3/SC - 2904597

## Technical data

### Output data

	< 0.4 W (120 V AC)
Power loss nominal load max.	< 3.7 W (120 V AC)
	< 3.1 W (230 V AC)

### General

Net weight	0.188 kg
Efficiency	typ. 89.2 % (120 V AC)
	typ. 90.7 % (230 V AC)
Insulation voltage input/output	4 kV AC (type test)
	3 kV AC (routine test)
Protection class	II
Degree of protection	IP20
MTBF (IEC 61709, SN 29500)	> 1904000 h (25 °C)
	> 1107000 h (40 °C)
	> 486000 h (60 °C)
Assembly instructions	DIN rail mounting

### Connection data, input

Connection method	Screw connection
Conductor cross section solid min.	0.14 mm <sup>2</sup>
Conductor cross section solid max.	2.5 mm <sup>2</sup>
Conductor cross section flexible min.	0.14 mm <sup>2</sup>
Conductor cross section flexible max.	2.5 mm <sup>2</sup>
Conductor cross section AWG min.	26
Conductor cross section AWG max.	14
Stripping length	8 mm

### Connection data, output

Connection method	Screw connection
Conductor cross section solid min.	0.14 mm <sup>2</sup>
Conductor cross section solid max.	2.5 mm <sup>2</sup>
Conductor cross section flexible min.	0.14 mm <sup>2</sup>
Conductor cross section flexible max.	2.5 mm <sup>2</sup>
Conductor cross section AWG min.	26
Conductor cross section AWG max.	14
Stripping length	8 mm

### Connection data for signaling

Connection method	Screw connection
Conductor cross section solid min.	0.14 mm <sup>2</sup>
Conductor cross section solid max.	2.5 mm <sup>2</sup>
Conductor cross section flexible min.	0.14 mm <sup>2</sup>
Conductor cross section flexible max.	2.5 mm <sup>2</sup>

# Power supply unit - QUINT4-PS/1AC/24DC/1.3/SC - 2904597

## Technical data

### Connection data for signaling

Conductor cross section AWG min.	26
Conductor cross section AWG max.	14
Stripping length	8 mm

### Standards and Regulations

Standards/regulations	EN 61000-4-2
Contact discharge	4 kV (Test Level 2)
Standards/regulations	EN 61000-4-3
Frequency range	80 MHz ... 1 GHz
Test field strength	10 V/m (Test Level 3)
Frequency range	1.4 GHz ... 2 GHz
Test field strength	3 V/m (Test Level 2)
Standards/regulations	EN 61000-4-4
Comments	Criterion B
Standards/regulations	EN 61000-4-5
Signal	0.5 kV (Test Level 2 - symmetrical)
	0.5 kV (Test Level 1 - asymmetrical)
Standards/regulations	EN 61000-4-6
Frequency range	0.15 MHz ... 80 MHz
Voltage	10 V (Test Level 3)
Conducted noise emission	EN 55016 EN 61000-6-4 (Class A)
Standards/regulations	EN 61000-4-8
	EN 61000-4-11
	EN 61000-4-9
	EN 61000-4-12
	EN 61000-4-16
Standard - power supply devices for low voltage with DC output	EN 61204-3
Standard – Safety extra-low voltage	IEC 61010-1 (SELV)
	IEC 61010-2-201 (PELV)
Standard - Safe isolation	IEC 61558-2-16
	IEC 61010-2-201
UL approvals	UL Listed UL 61010-1
	UL Listed UL 61010-2-201
	UL 1310 Class 2 Power Units
Shock	18 ms, 30g, in each space direction (according to IEC 60068-2-27)
Vibration (operation)	< 15 Hz, ±2.5 mm amplitude; 15 Hz ... 100 Hz: 2.3 g 90 Min. (in accordance with IEC 60068-2-6)
Overvoltage category (EN 61010-1)	II (≤ 5000 m)
Overvoltage category (EN 62477-1)	III (≤ 2000 m)

### Environmental Product Compliance

China RoHS	Environmentally Friendly Use Period = 25;
------------	---

# Power supply unit - QUINT4-PS/1AC/24DC/1.3/SC - 2904597

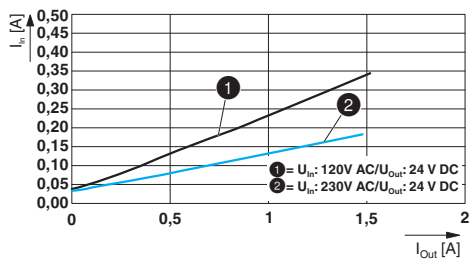
## Technical data

### Environmental Product Compliance

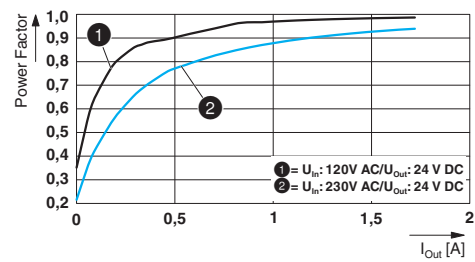
	For details about hazardous substances go to tab "Downloads", Category "Manufacturer's declaration"
--	---

## Drawings

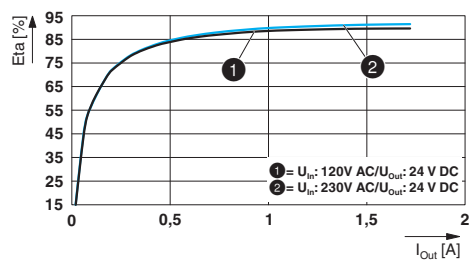
Diagram



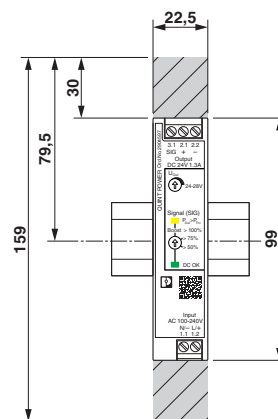
Diagram



Diagram

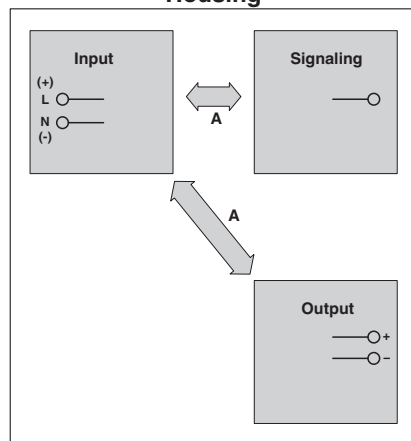


Dimensional drawing



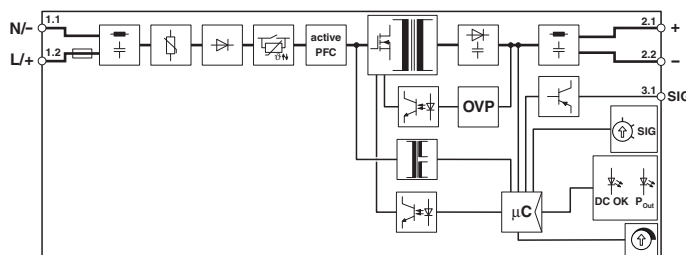
## Schematic diagram

### Housing



# Power supply unit - QUINT4-PS/1AC/24DC/1.3/SC - 2904597

Block diagram



## Approvals

### Approvals

#### Approvals

IECEE CB Scheme / UL Listed / cUL Listed / DNV GL / cULus Listed

#### Ex Approvals

### Approval details

IECEE CB Scheme		<a href="http://www.iecee.org/">http://www.iecee.org/</a>	SI-6241
UL Listed		<a href="http://database.ul.com/cgi-bin/XYV/template/LISEXT/1FRAME/index.htm">http://database.ul.com/cgi-bin/XYV/template/LISEXT/1FRAME/index.htm</a>	FILE E 123528
cUL Listed		<a href="http://database.ul.com/cgi-bin/XYV/template/LISEXT/1FRAME/index.htm">http://database.ul.com/cgi-bin/XYV/template/LISEXT/1FRAME/index.htm</a>	FILE E 123528
DNV GL		<a href="http://exchange.dnv.com/tari/">http://exchange.dnv.com/tari/</a>	TAA00001SN
cULus Listed			

Phoenix Contact 2018 © - all rights reserved  
<http://www.phoenixcontact.com>

PHOENIX CONTACT GmbH & Co. KG  
Flachmarktstr. 8  
32825 Blomberg  
Germany  
Tel. +49 5235 300  
Fax +49 5235 3 41200  
<http://www.phoenixcontact.com>