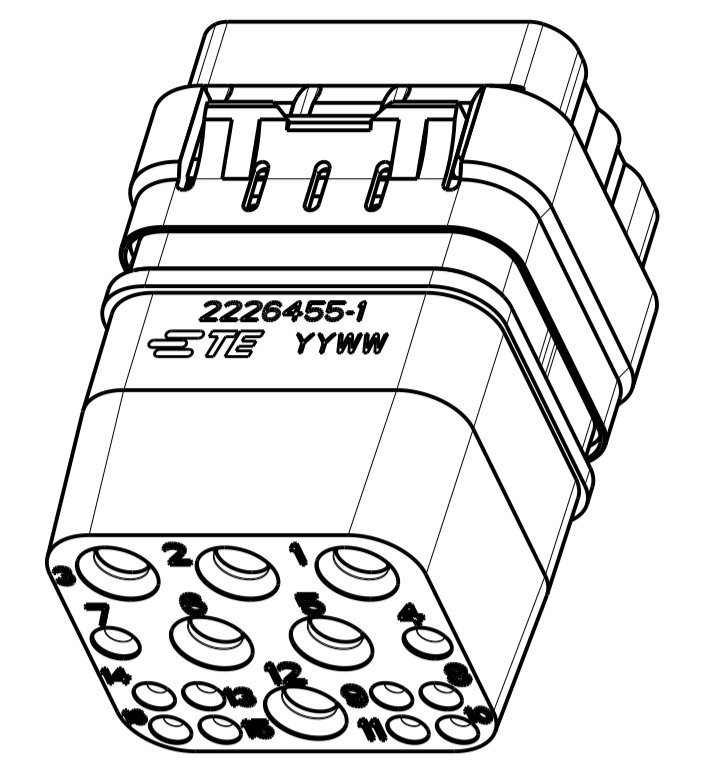
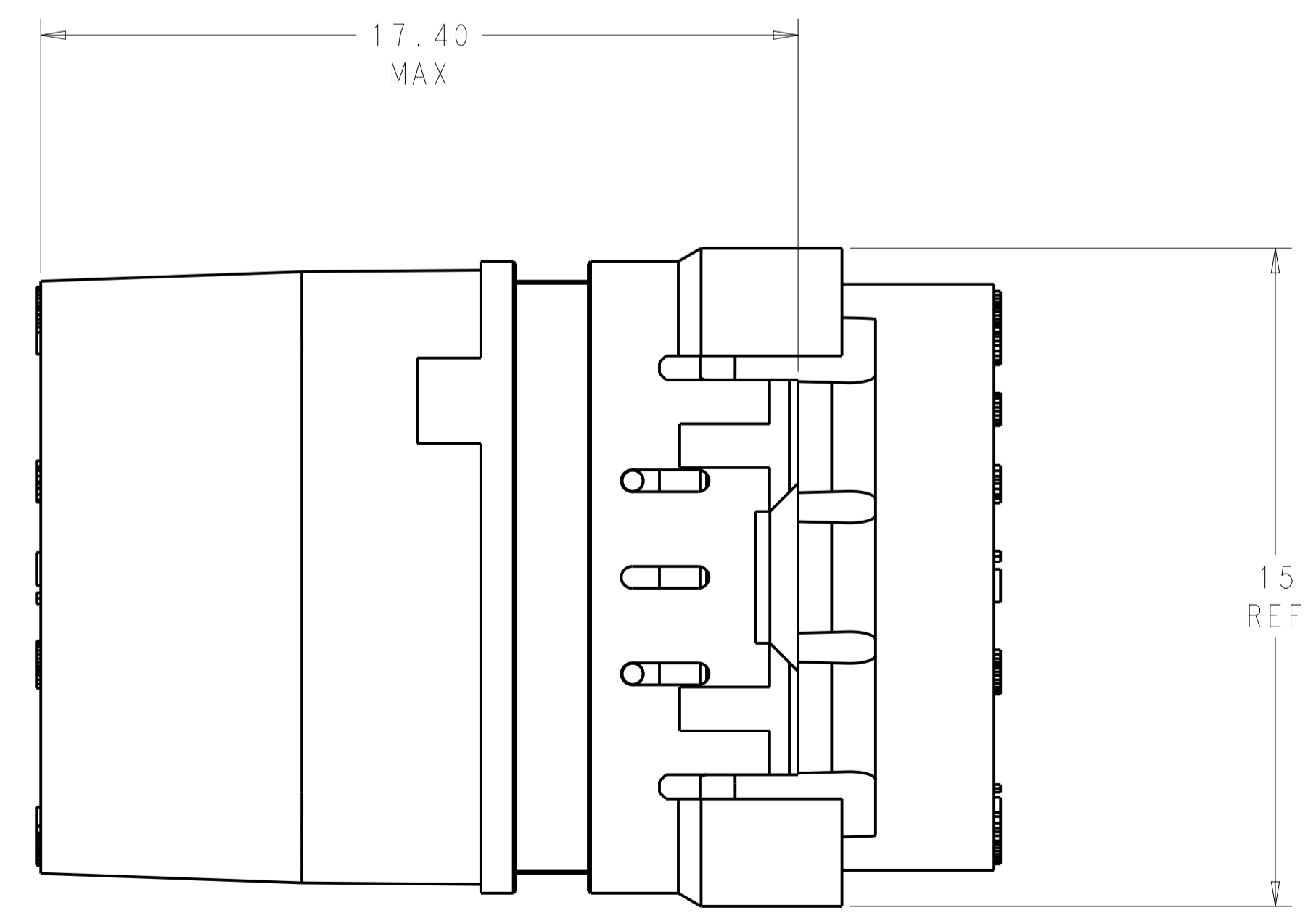
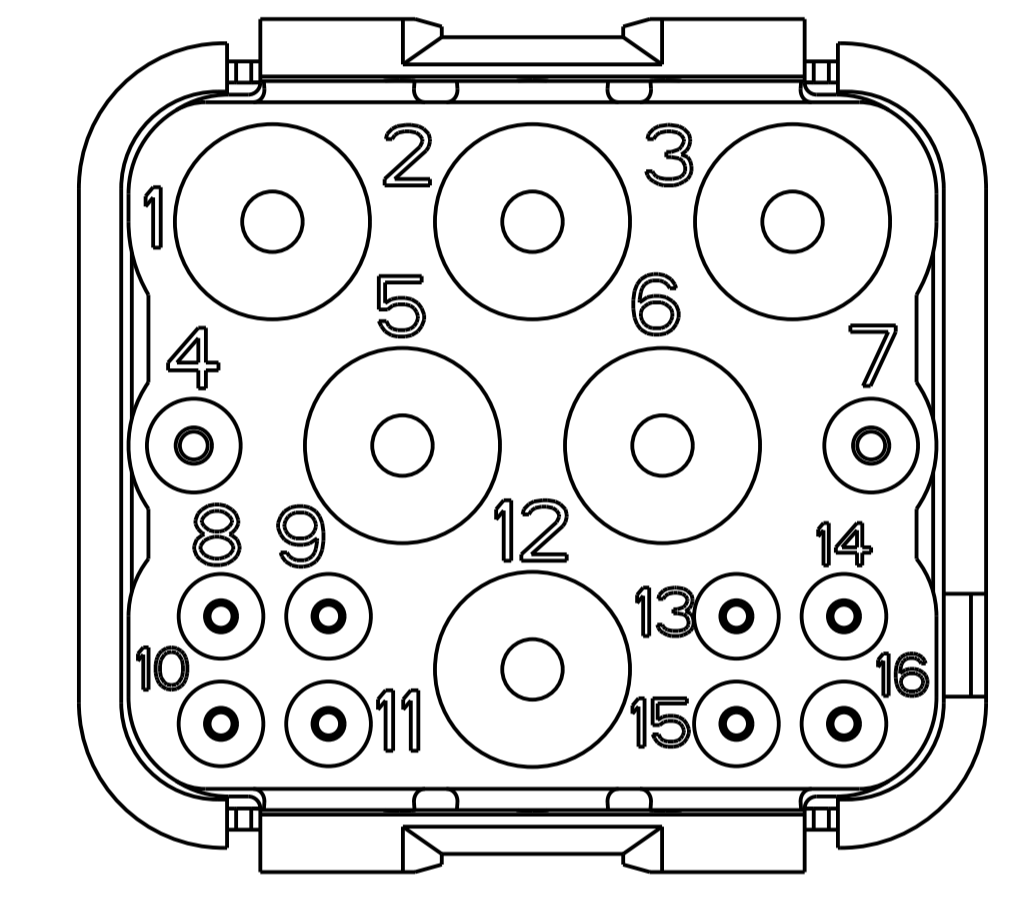
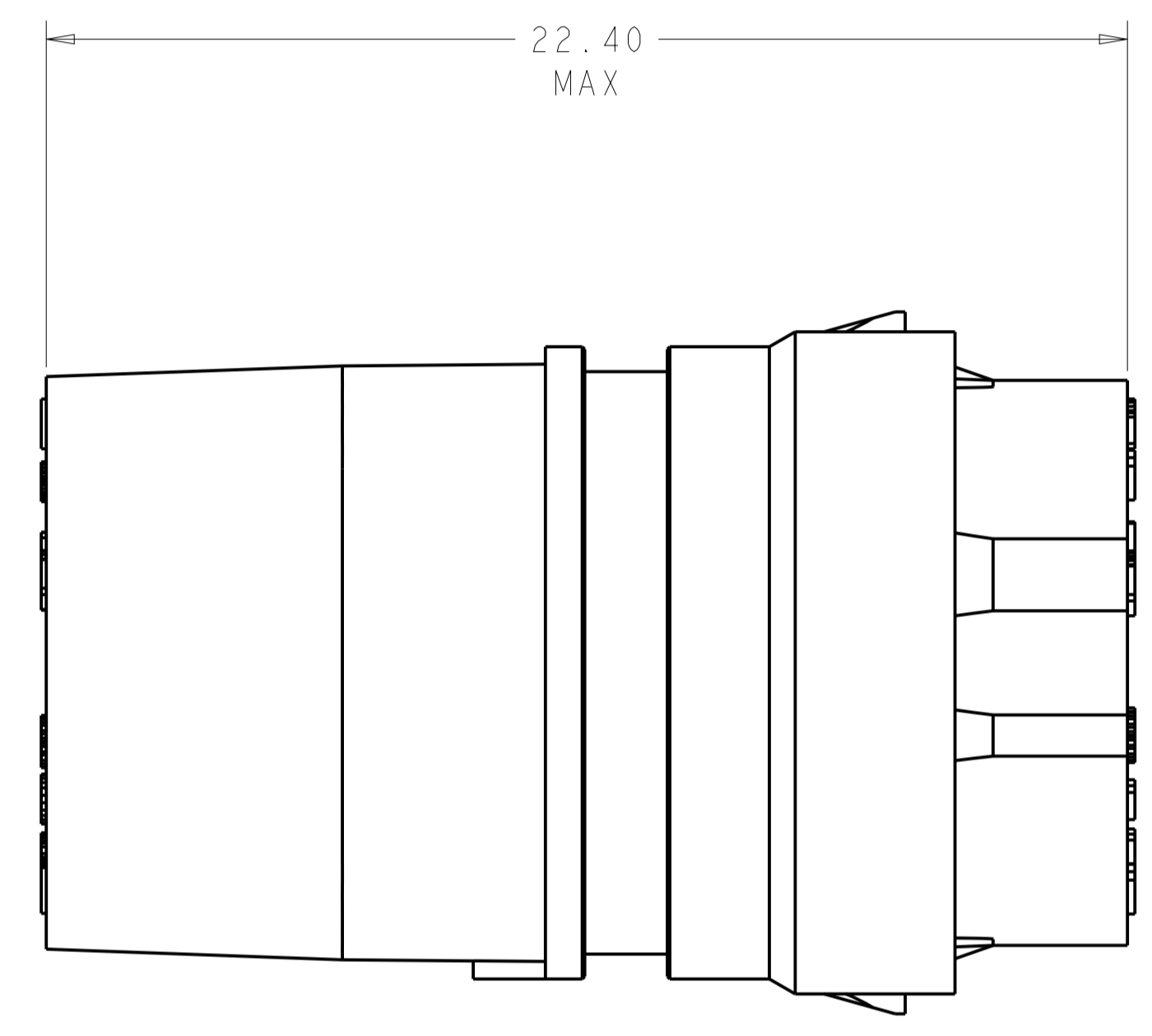
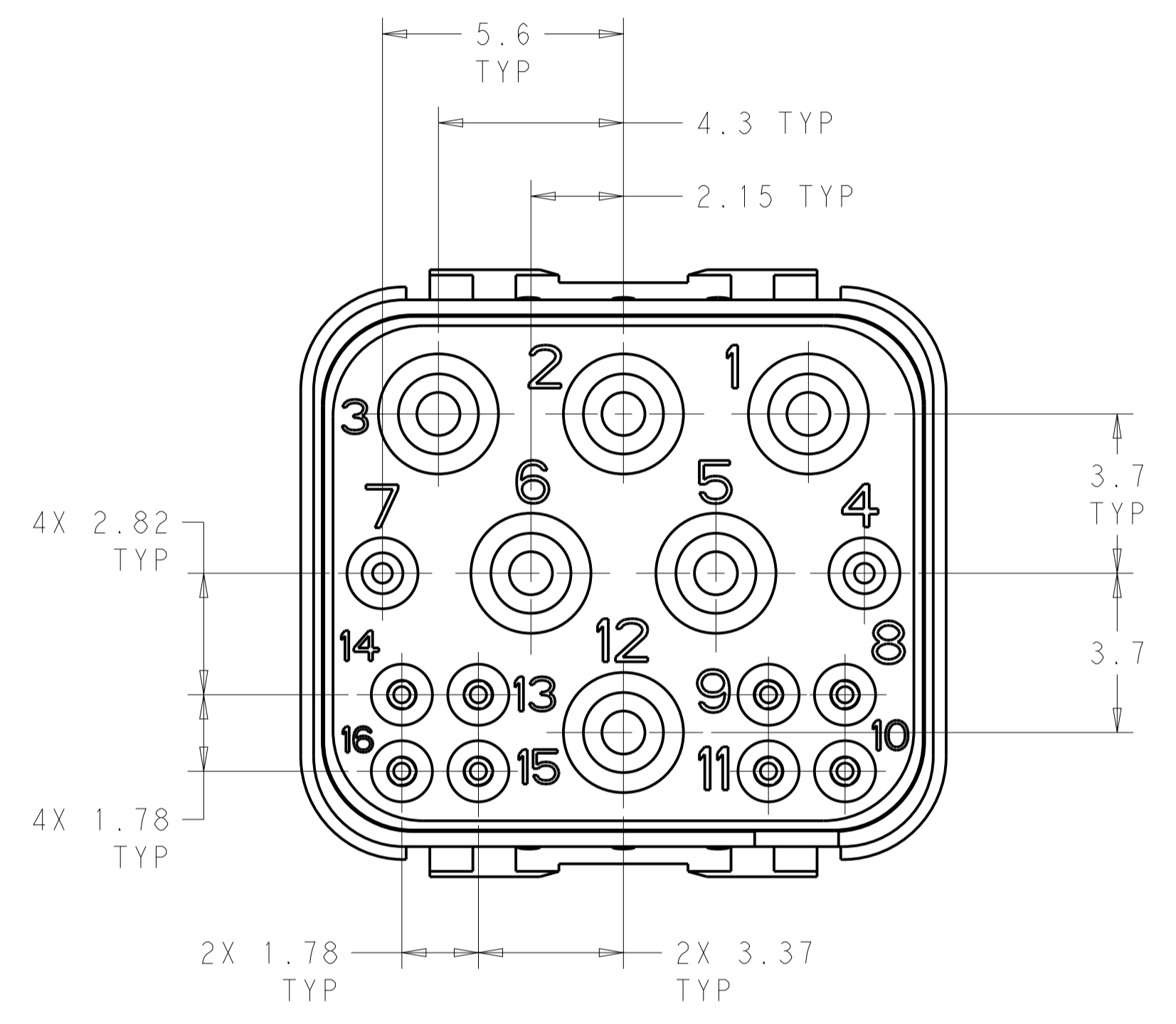


LOC		DIST		REVISIONS			
P	LTN	DESCRIPTION	DATE	DWN	APVD		
D		REVISED PER ECO-14-000346	03JAN2014	DLB	RL		
E		REV PER ECO-14-002095	04FEB2014	DLB	RL		
F		REV PER ECO-14-006893	21MAY2014	DLB	RL		
G		REV PER ECO-14-009184	17JUN2014	DLB	RL		

- TEMPERATURE RANGE: -55°C TO +175°C
- MATERIAL: THERMOPLASTIC, FLUOROSILICONE
- CHARACTERISTICS:
 - DELIVERED WITHOUT CONTACTS, MUST BE ORDERED SEPARATELY.
 - SOCKET #16 CONTACTS (QTY=6) PER MIL-C 39029/57-358 (DEUTSCH P/N 38946-16L)
 - SOCKET #22 CONTACTS (QTY=2) PER MIL-C 39029/57-354 (DEUTSCH P/N 38946-22L)
 - SOCKET GbE CONTACTS (QTY=8) (DEUTSCH P/N 605704 OR TE P/N 2226892-1)
- HAND CRIMP TOOL FOR GbE CONTACTS:
 - DMC M22520/2-01, SETTING NUMBER 3
 - POSITIONER: K1586
- COMPATIBLE WITH ARINC 809 PLUG SHELLS (DEUTSCH P/N DMC-MD20 SERIES)
- COMPATIBLE WITH ARINC 809 RECEPTACLE SHELLS (DEUTSCH P/N DMC-MD24 AND DMC-MD26 SERIES)



SCALE 4:1



2226455-1
 ASSEMBLY, SOCKET, INSERT MODULE

2226455-1
 PART NUMBER

THIS DRAWING IS A CONTROLLED DOCUMENT.		DWN D BROCKWAY 29MAY2013	TE Connectivity	
DIMENSIONS:		CHK R LUCCENTE 29MAY2013	NAME SOCKET INSERT, MODULE CABLE ATTACH, GbE + POWER	
TOLERANCES UNLESS OTHERWISE SPECIFIED:		APVD	PRODUCT SPEC	
mm			APPLICATION SPEC	
0 PLC ± 1 PLC ±0.5 2 PLC ±0.13 3 PLC ±0.013 4 PLC ±0.001 ANGLES ±0.0001			RESTRICTED TO	
MATERIAL		WEIGHT	SIZE CAGE CODE DRAWING NO A100779C=2226455	
FINISH		CUSTOMER DRAWING	SCALE 8:1 SHEET 1 OF 1 REV G	