

Type 2 surge arrester - VAL-MS 750/30/3+0-FM - 2920272

Please be informed that the data shown in this PDF Document is generated from our Online Catalog. Please find the complete data in the user's documentation. Our General Terms of Use for Downloads are valid (<http://phoenixcontact.com/download>)




Surge arrester for 4-conductor power supply systems (L1, L2, L3, PEN), consisting of a base element with remote indication contact and protective connectors, for mounting on NS 35.

Why buy this product

- Other solutions for power supplies UN = 400 V available on request
- For power supplies with higher supply voltages
- Use in powerful industrial networks and wind turbine generators



Key Commercial Data

Packing unit	1 STK
GTIN	 4 046356 157896
GTIN	4046356157896

Technical data

Dimensions

Height	98.7 mm
Width	53.4 mm
Depth	65.7 mm (incl. DIN rail 7.5 mm)
Horizontal pitch	3 Div.

Ambient conditions

Degree of protection	IP20 (only when all terminal points are used)
Ambient temperature (operation)	-40 °C ... 80 °C
Ambient temperature (storage/transport)	-40 °C ... 80 °C
Altitude	≤ 2000 m (amsl (above mean sea level))
Permissible humidity (operation)	5 % ... 95 %
Shock (operation)	25g (Half-sine / 11 ms / 3x ±X, ±Y, ±Z)
Vibration (operation)	5g (10 ... 500 Hz / 2.5 h / X, Y, Z)

Type 2 surge arrester - VAL-MS 750/30/3+0-FM - 2920272

Technical data

General

IEC test classification	II
	T2
EN type	T2
IEC power supply system	TN-C
	IT
Mode of protection	L-PE
	L-PEN
Mounting type	DIN rail: 35 mm
Color	jet black RAL 9005
Housing material	PA 6.6
	PBT
Degree of pollution	2
Distance between live and grounded parts	8 mm
Flammability rating according to UL 94	V-0
Type	DIN rail module, two-section, divisible
Number of positions	3
Surge protection fault message	Optical, remote indicator contact

Additional descriptions

Note	For use in all low-voltage systems between L-PEN. Only for use in IT systems between L-PE if the bodies of the equipment in the low-voltage system are connected to the grounding system of the transformer station. (common grounding of the HV transformer station and the bodies of the LV consumer's installation. $R_E = R_A$ according to IEC 60364-4-442/VDE 0100-442 Figure 44D/example a)
------	---

Protective circuit

Nominal voltage U_N	554/960 V AC (TN-C)
	690 V AC (IT)
Nominal frequency f_N	50 Hz (60 Hz)
Maximum continuous voltage U_C	760 V AC
Rated load current I_L	80 A
Residual current I_{PE}	≤ 1.5 mA
Standby power consumption P_C	≤ 1200 mVA
Nominal discharge current I_n (8/20) μ s	15 kA
Maximum discharge current I_{max} (8/20) μ s	30 kA
Short-circuit current rating I_{SCCR}	25 kA
Voltage protection level U_p	≤ 2.9 kV
Residual voltage U_{res}	≤ 2.9 kV (at I_n)
	≤ 2.7 kV (at 10 kA)
	≤ 2.5 kV (at 5 kA)
	≤ 2.3 kV (at 3 kA)
TOV behavior at U_T	1000 V AC (5 s / withstand mode)

Type 2 surge arrester - VAL-MS 750/30/3+0-FM - 2920272

Technical data

Protective circuit

	1056 V AC (120 min / safe failure mode)
Response time t_A	≤ 25 ns
Max. backup fuse with V-type through wiring	80 A (gG)
Max. backup fuse with branch wiring	100 A (gG)

Indicator/remote signaling

Switching function	PDT contact
Operating voltage	5 V AC ... 250 V AC
	30 V DC
Operating current	5 mA AC ... 1.5 A AC
	1 A DC
Connection method	Plug-in/screw connection via COMBICON
Screw thread	M2
Tightening torque	0.25 Nm
Stripping length	7 mm
Conductor cross section flexible	0.14 mm ² ... 1.5 mm ²
Conductor cross section solid	0.14 mm ² ... 1.5 mm ²
Conductor cross section AWG	28 ... 16

Connection data

Connection method	Screw connection
Screw thread	M5
Tightening torque	3 Nm (1,5 mm ² ... 16 mm ²)
	4.5 Nm (25 mm ² ... 35 mm ²)
Stripping length	16 mm
Conductor cross section flexible	1.5 mm ² ... 25 mm ²
Conductor cross section solid	1.5 mm ² ... 35 mm ²
Conductor cross section AWG	15 ... 2
Connection method	Fork-type cable lug
Conductor cross section flexible	1.5 mm ² ... 16 mm ²

UL specifications

SPD Type	4CA
Maximum continuous operating voltage MCOV (L-L)	1500 V AC
Maximum continuous operating voltage MCOV (L-G)	750 V AC
Nom. voltage	690 V AC
Mode of protection	L-L
	L-G
Power distribution system	3D
Nominal frequency	50/60 Hz
Measured limiting voltage MLV (L-L)	4810 V
Measured limiting voltage MLV (L-G)	2560 V

Type 2 surge arrester - VAL-MS 750/30/3+0-FM - 2920272

Technical data

UL specifications

Nominal discharge current I_n (L-L)	10 kA
Nominal discharge current I_n (L-G)	10 kA

UL indicator/remote signaling

Operating voltage	125 V AC
Operating current	1 A AC
Tightening torque	4 lb _F -in.
Conductor cross section AWG	30 ... 14

UL connection data

Conductor cross section AWG	10 ... 2
Tightening torque	30 lb _F -in.

Standards and Regulations

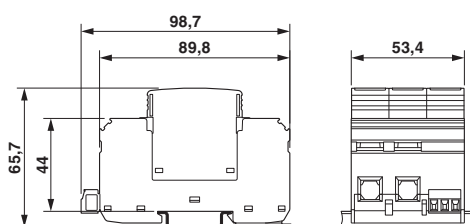
Standards/regulations	IEC 61643-11 2011
	EN 61643-11 2012

Environmental Product Compliance

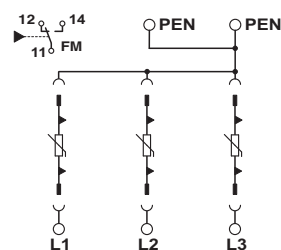
China RoHS	Environmentally Friendly Use Period = 50
	For details about hazardous substances go to tab "Downloads", Category "Manufacturer's declaration"

Drawings

Dimensional drawing

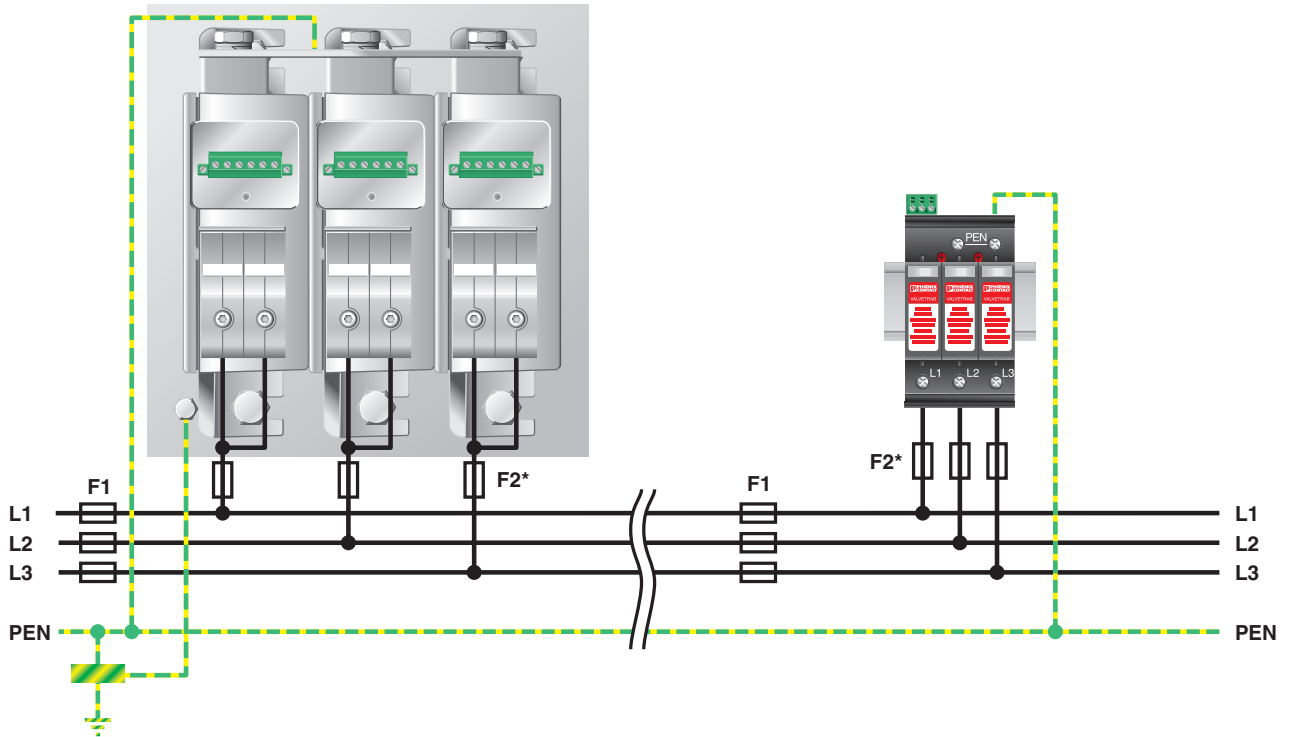


Circuit diagram



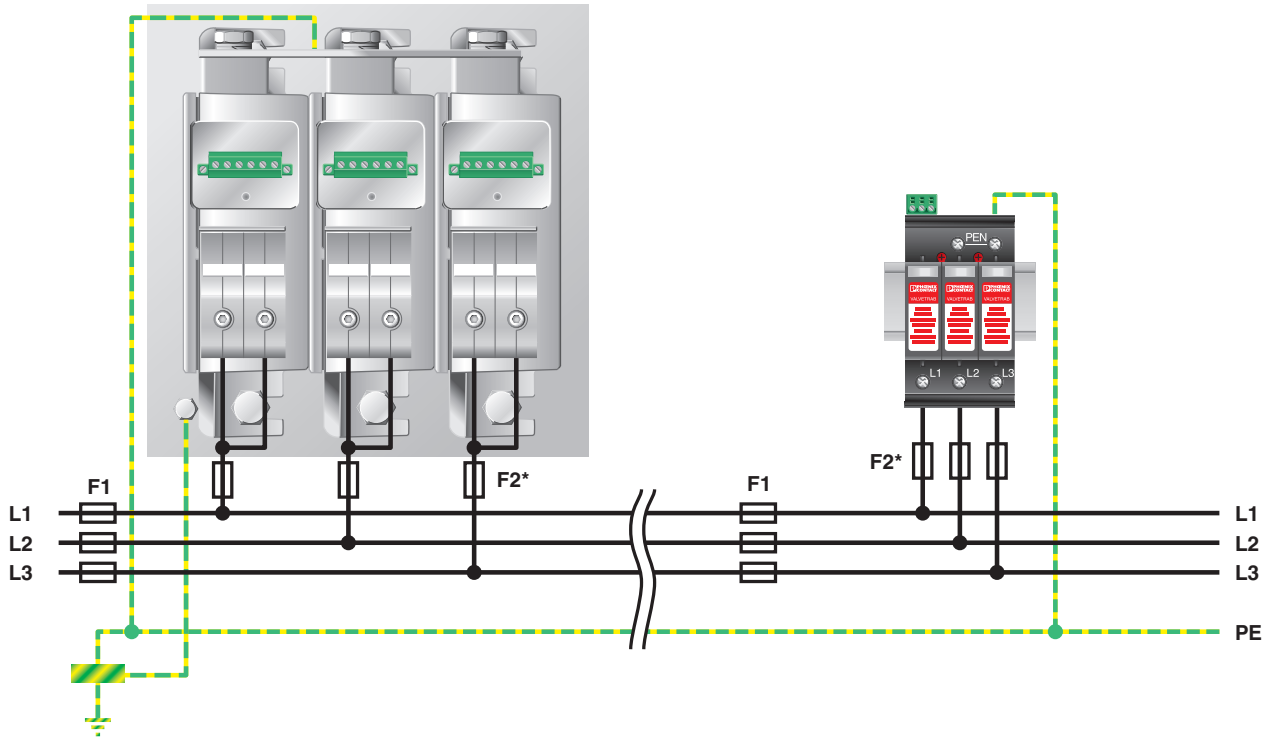
Type 2 surge arrester - VAL-MS 750/30/3+0-FM - 2920272

Application drawing



Type 2 surge arrester - VAL-MS 750/30/3+0-FM - 2920272

Application drawing



Approvals

Approvals

Approvals

UL Recognized / KEMA-KEUR / ÖVE / cUL Recognized / GL / CCA / IECCE CB Scheme / EAC / EAC / CSA / cULus Recognized

Ex Approvals

Approval details

UL Recognized



<http://database.ul.com/cgi-bin/XYV/template/LISEXT/1FRAME/index.htm>

FILE E 330181

Type 2 surge arrester - VAL-MS 750/30/3+0-FM - 2920272

Approvals

KEMA-KEUR		http://www.dekra-certification.com	2170208.01
ÖVE		https://www.ove.at/en/certification-pz/certification-register/	18583-001-13
cUL Recognized		http://database.ul.com/cgi-bin/XYV/template/LISEXT/1FRAME/index.htm	FILE E 330181
GL		http://exchange.dnv.com/tari/	94385-10 HH
CCA			NTR-AT 1947-A
IECEE CB Scheme		http://www.iecee.org/	AT 2905/M1
EAC			EAC-Zulassung
EAC			RU C- DE.A*30.B01561
CSA		http://www.csagroup.org/services-industries/product-listing/	13631
cULus Recognized		http://database.ul.com/cgi-bin/XYV/template/LISEXT/1FRAME/index.htm	

Phoenix Contact 2018 © - all rights reserved
<http://www.phoenixcontact.com>

PHOENIX CONTACT GmbH & Co. KG
Flachmarktstr. 8
32825 Blomberg
Germany
Tel. +49 5235 300
Fax +49 5235 3 41200
<http://www.phoenixcontact.com>