

Contact insert module - HC-M-04-CT-F - 1414363


Please be informed that the data shown in this PDF Document is generated from our Online Catalog. Please find the complete data in the user's documentation. Our General Terms of Use for Downloads are valid (<http://phoenixcontact.com/download>)



Contact insert module, number of positions: 4, power contacts: 4, control contacts: 0, Socket, Crimp connection, 830 V, 40 A, 1.5 mm² ... 6 mm², application: Power

RoHS

Key Commercial Data

Packing unit	5 STK
Minimum order quantity	5 STK
GTIN	 4 055626 025063
GTIN	4055626025063

Technical data

Dimensions

Height	40.9 mm
Width	34.2 mm
Length	14.6 mm

Electrical characteristics

Note	For HEAVYCON HC-B6 to B48 housing, HC-M-B...MF... module carrier frame required, crimp connection, crimp contacts not supplied as standard.
Rated voltage (III/3)	830 V
Rated current	40 A
Rated surge voltage	8 kV
Connection profile	4

Ambient conditions

Ambient temperature (operation)	-40 °C ... 125 °C
---------------------------------	-------------------

Mechanical characteristics

Conductor cross section	1.5 mm ² ... 6 mm ²
Connection cross section AWG	16 ... 10

Contact insert module - HC-M-04-CT-F - 1414363

Technical data

Mechanical characteristics

Stripping length of the individual wire	9 mm (9.6 mm (4-6 mm ²))
	9.6 mm (4 mm ² ... 6 mm ²)
Contact diameter	4 mm
Insertion/withdrawal cycles	≥ 500
Minimum housing height	52 mm

General

Series	HC-M-04
Color	light gray
Number of module slots	1
Connection method	Crimp connection
Connection in acc. with standard	IEC / EN
Contact type	turned
Flammability rating according to UL 94	V0
Degree of pollution	3
Overvoltage category	III
Assembly instructions	For housing heights ≥ 52 mm. Plug-in connections may only be operated only when there is no load/voltage.
Connection	The module cannot be used simultaneously with the HC-B...TMB-SD-IP65 and HC-B...TMS-SD-IP65 protective covers.

Material data

Contact material	Copper alloy
Contact surface material	Ag
Contact carrier material	PC

Standards and Regulations

Flammability rating according to UL 94	V0
--	----

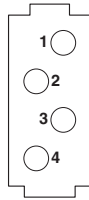
Environmental Product Compliance

China RoHS	Environmentally friendly use period: unlimited = EFUP-e
	No hazardous substances above threshold values

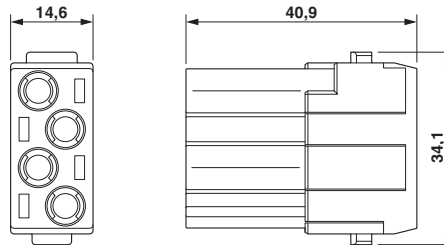
Drawings

Contact insert module - HC-M-04-CT-F - 1414363

Schematic diagram

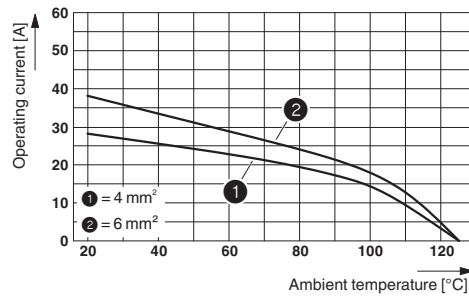


Dimensional drawing



Connector pin assignment, connection side

Diagram



Derating diagram (6 modules in HC-B 24 housing)

Approvals

Approvals

Approvals

UL Recognized / CSA / EAC


Ex Approvals


Approval details

UL Recognized		http://database.ul.com/cgi-bin/XYV/template/LISEXT/1FRAME/index.htm	E118976
mm²/AWG/kcmil	10		
Nominal current I _N	37 A		
Nominal voltage U _N	600 V		

Contact insert module - HC-M-04-CT-F - 1414363

Approvals

CSA		http://www.csagroup.org/services-industries/product-listing/	13631
mm ² /AWG/kcmil		10	
Nominal current I _N		30 A	
Nominal voltage U _N		830 V	

EAC		RU C- DE.AI30.B.01102
-----	---	--------------------------

Phoenix Contact 2018 © - all rights reserved
<http://www.phoenixcontact.com>

PHOENIX CONTACT GmbH & Co. KG
Flachsmarktstr. 8
32825 Blomberg
Germany
Tel. +49 5235 300
Fax +49 5235 3 41200
<http://www.phoenixcontact.com>