

PCB terminal block - SPTA 5/12-7,5-ZB - 1819189

Please be informed that the data shown in this PDF Document is generated from our Online Catalog. Please find the complete data in the user's documentation. Our General Terms of Use for Downloads are valid (<http://phoenixcontact.com/download>)

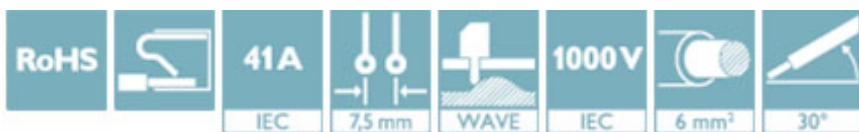


PCB terminal block, nominal current: 41 A, nom. voltage: 1000 V, pitch: 7.5 mm, number of positions: 12, connection method: Push-in spring connection, mounting: Wave soldering, conductor/PCB connection direction: 30 °, color: green

The figure shows a 5-pos. version of the product

Why buy this product

- Time saving push-in connection, tools not required
- Defined contact force ensures that contact remains stable over the long term
- Clamping space opened by means of fixed screwdriver enables convenient conductor connection
- Unrestricted 600-V-UL approval thanks to compact zig-zag pinning
- Angled connection enables multi-row arrangement on the PCB



Key Commercial Data

| | |
|--------------|---------------|
| Packing unit | 50 STK |
| GTIN | |
| GTIN | 4046356787291 |

Technical data

Dimensions

| | |
|-----------------------|-----------|
| Length [l] | 29 mm |
| Pitch | 7.5 mm |
| Dimension a | 82.5 mm |
| Width [w] | 91.8 mm |
| Constructional height | 34 mm |
| Height [h] | 38.6 mm |
| Solder pin [P] | 4.6 mm |
| Pin dimensions | 1,7 x 0,8 |
| Pin spacing | 14 mm |
| Hole diameter | 2.1 mm |

PCB terminal block - SPTA 5/12-7,5-ZB - 1819189

Technical data

General

| | |
|--|-------------------|
| Range of articles | SPTA 5/ |
| Insulating material group | I |
| Rated surge voltage (III/3) | 8 kV |
| Rated surge voltage (III/2) | 8 kV |
| Rated surge voltage (II/2) | 6 kV |
| Rated voltage (III/3) | 800 V |
| Rated voltage (III/2) | 1000 V |
| Rated voltage (II/2) | 1000 V |
| Connection in acc. with standard | EN-VDE |
| Nominal current I_N | 41 A |
| Nominal cross section | 6 mm ² |
| Insulating material | PA |
| Solder pin surface | Sn |
| Flammability rating according to UL 94 | V0 |
| Stripping length | 15 mm |
| Number of positions | 12 |

Connection data

| | |
|---|----------------------|
| Conductor cross section solid min. | 0.2 mm ² |
| Conductor cross section solid max. | 6 mm ² |
| Conductor cross section flexible min. | 0.2 mm ² |
| Conductor cross section flexible max. | 6 mm ² |
| Conductor cross section flexible, with ferrule without plastic sleeve min. | 0.25 mm ² |
| Conductor cross section flexible, with ferrule without plastic sleeve max. | 6 mm ² |
| Conductor cross section flexible, with ferrule with plastic sleeve min. | 0.25 mm ² |
| Conductor cross section flexible, with ferrule with plastic sleeve max. | 4 mm ² |
| Conductor cross section AWG min. | 24 |
| Conductor cross section AWG max. | 8 |
| 2 conductors with same cross section, stranded, TWIN ferrules with plastic sleeve, min. | 0.25 mm ² |
| 2 conductors with same cross section, stranded, TWIN ferrules with plastic sleeve, max. | 1.5 mm ² |

Standards and Regulations

| | |
|--|--------|
| Connection in acc. with standard | EN-VDE |
| Flammability rating according to UL 94 | V0 |

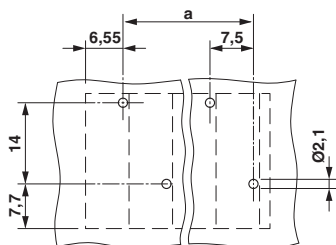
Environmental Product Compliance

| | |
|------------|---|
| China RoHS | Environmentally friendly use period: unlimited = EFUP-e |
| | No hazardous substances above threshold values |

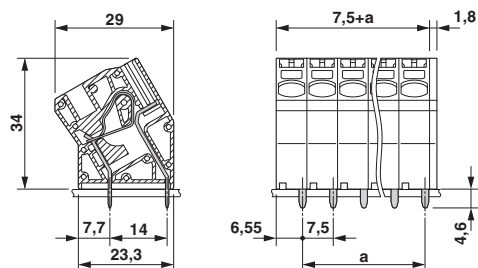
Drawings

PCB terminal block - SPTA 5/12-7,5-ZB - 1819189

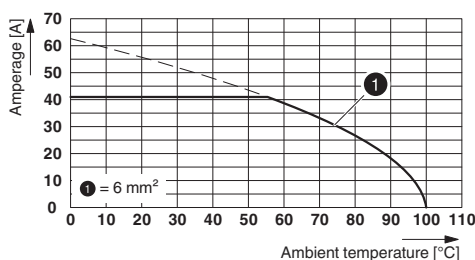
Drilling diagram



Dimensional drawing



Diagram



Approvals

Approvals

Approvals

cULus Recognized / EAC / VDE approval of drawings

Ex Approvals


Approval details

| | | | |
|--------------------------------|-------|---|-----------------|
| cULus Recognized | | http://database.ul.com/cgi-bin/XYV/template/LISEXT/1FRAME/index.htm | E60425-20061129 |
| | B | C | |
| mm²/AWG/kcmil | 24-8 | 24-8 | |
| Nominal current I _N | 33 A | 33 A | |
| Nominal voltage U _N | 600 V | 600 V | |

| | | |
|-----|--|---------|
| EAC | | B.01742 |
|-----|--|---------|

PCB terminal block - SPTA 5/12-7,5-ZB - 1819189

Approvals

| | | |
|--------------------------------|---|----------|
| VDE approval of drawings |  | 40041641 |
| mm ² /AWG/kcmil | | 0.2-6 |
| Nominal current I _N | | 41 A |
| Nominal voltage U _N | | 1000 V |

Phoenix Contact 2018 © - all rights reserved
<http://www.phoenixcontact.com>

PHOENIX CONTACT GmbH & Co. KG
Flachsmarktstr. 8
32825 Blomberg
Germany
Tel. +49 5235 300
Fax +49 5235 3 41200
<http://www.phoenixcontact.com>