

PCB terminal block - SPTA 5/ 3-7,5-ZB - 1819095

Please be informed that the data shown in this PDF Document is generated from our Online Catalog. Please find the complete data in the user's documentation. Our General Terms of Use for Downloads are valid (<http://phoenixcontact.com/download>)

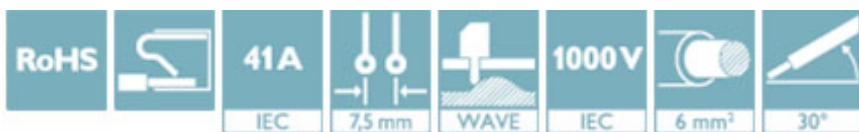


PCB terminal block, nominal current: 41 A, nom. voltage: 1000 V, pitch: 7.5 mm, number of positions: 3, connection method: Push-in spring connection, mounting: Wave soldering, conductor/PCB connection direction: 30 °, color: green

The figure shows a 5-pos. version of the product

Why buy this product

- Time saving push-in connection, tools not required
- Defined contact force ensures that contact remains stable over the long term
- Clamping space opened by means of fixed screwdriver enables convenient conductor connection
- Unrestricted 600-V-UL approval thanks to compact zig-zag pinning
- Angled connection enables multi-row arrangement on the PCB



Key Commercial Data

Packing unit	50 STK
GTIN	
GTIN	4046356787208

Technical data

Dimensions

Length [l]	29 mm
Pitch	7.5 mm
Dimension a	15 mm
Width [w]	24.3 mm
Constructional height	34 mm
Height [h]	38.6 mm
Solder pin [P]	4.6 mm
Pin dimensions	1,7 x 0,8
Pin spacing	14 mm
Hole diameter	2.1 mm

PCB terminal block - SPTA 5/ 3-7,5-ZB - 1819095

Technical data

General

Range of articles	SPTA 5/
Insulating material group	I
Rated surge voltage (III/3)	8 kV
Rated surge voltage (III/2)	8 kV
Rated surge voltage (II/2)	6 kV
Rated voltage (III/3)	800 V
Rated voltage (III/2)	1000 V
Rated voltage (II/2)	1000 V
Connection in acc. with standard	EN-VDE
Nominal current I_N	41 A
Nominal cross section	6 mm ²
Insulating material	PA
Solder pin surface	Sn
Flammability rating according to UL 94	V0
Stripping length	15 mm
Number of positions	3

Connection data

Conductor cross section solid min.	0.2 mm ²
Conductor cross section solid max.	6 mm ²
Conductor cross section flexible min.	0.2 mm ²
Conductor cross section flexible max.	6 mm ²
Conductor cross section flexible, with ferrule without plastic sleeve min.	0.25 mm ²
Conductor cross section flexible, with ferrule without plastic sleeve max.	6 mm ²
Conductor cross section flexible, with ferrule with plastic sleeve min.	0.25 mm ²
Conductor cross section flexible, with ferrule with plastic sleeve max.	4 mm ²
Conductor cross section AWG min.	24
Conductor cross section AWG max.	8
2 conductors with same cross section, stranded, TWIN ferrules with plastic sleeve, min.	0.25 mm ²
2 conductors with same cross section, stranded, TWIN ferrules with plastic sleeve, max.	1.5 mm ²

Standards and Regulations

Connection in acc. with standard	EN-VDE
Flammability rating according to UL 94	V0

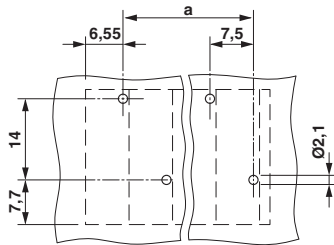
Environmental Product Compliance

China RoHS	Environmentally friendly use period: unlimited = EFUP-e
	No hazardous substances above threshold values

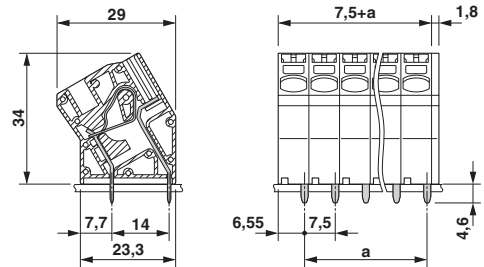
Drawings

PCB terminal block - SPTA 5/ 3-7,5-ZB - 1819095

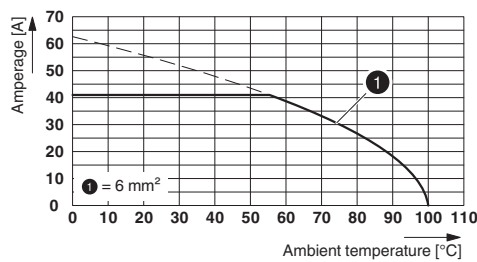
Drilling diagram



Dimensional drawing



Diagram



Approvals

Approvals

Approvals

cULus Recognized / EAC / VDE approval of drawings

Ex Approvals


Approval details

cULus Recognized		http://database.ul.com/cgi-bin/XYVV/template/LISEXT/1FRAME/index.htm	E60425-20061129
	B	C	
mm ² /AWG/kcmil	24-8	24-8	
Nominal current I _N	33 A	33 A	
Nominal voltage U _N	600 V	600 V	

EAC		B.01742
-----	--	---------

PCB terminal block - SPTA 5/ 3-7,5-ZB - 1819095

Approvals

VDE approval of drawings		40041641
mm ² /AWG/kcmil	0.2-6	
Nominal current I _N	41 A	
Nominal voltage U _N	1000 V	

Phoenix Contact 2018 © - all rights reserved
<http://www.phoenixcontact.com>

PHOENIX CONTACT GmbH & Co. KG
Flachsmarktstr. 8
32825 Blomberg
Germany
Tel. +49 5235 300
Fax +49 5235 3 41200
<http://www.phoenixcontact.com>