

Printed-circuit board connector - PTSM 0,5/ 7-PL-2,5 WH - 1709464

Please be informed that the data shown in this PDF Document is generated from our Online Catalog. Please find the complete data in the user's documentation. Our General Terms of Use for Downloads are valid (<http://phoenixcontact.com/download>)



PCB connector, nominal current: 6 A, rated voltage (III/2): 160 V, number of positions: 7, pitch: 2.5 mm, connection method: Push-in spring connection, color: white, contact surface: Tin


The figure shows a 3-pos. version of the product

Why buy this product

- White design: Stable color when welding and during use
- Time saving push-in connection, tools not required
- Defined contact force ensures that contact remains stable over the long term
- High current carrying capacity of 6 A in very compact dimensions
- Intuitive locking mechanism prevents accidental disconnection



Key Commercial Data

Packing unit	100 STK
GTIN	 4 055626 130552
GTIN	4055626130552

Technical data

Dimensions

Length [l]	5.2 mm
Width [w]	23.96 mm
Height [h]	15 mm
Pitch	2.5 mm
Dimension a	15 mm

General

Range of articles	PTSM 0,5/..-PL WH
Type of contact	Female connector
Number of positions	7
Connection method	Push-in spring connection

Printed-circuit board connector - PTSM 0,5/ 7-PL-2,5 WH - 1709464

Technical data

General

Insulating material group	I
Rated surge voltage (III/3)	2.5 kV
Rated surge voltage (III/2)	2.5 kV
Rated surge voltage (II/2)	2.5 kV
Rated voltage (III/3)	100 V
Rated voltage (III/2)	160 V
Rated voltage (II/2)	320 V
Connection in acc. with standard	EN-VDE
Nominal current I _N	6 A
Nominal cross section	0.5 mm ²
Maximum load current	6 A
Insulating material	PA
Flammability rating according to UL 94	V0
Stripping length	6 mm

Connection data

Conductor cross section solid min.	0.14 mm ²
Conductor cross section solid max.	0.5 mm ²
Conductor cross section flexible min.	0.2 mm ²
Conductor cross section flexible max.	0.5 mm ²
Conductor cross section flexible, with ferrule without plastic sleeve min.	0.25 mm ²
Conductor cross section flexible, with ferrule without plastic sleeve max.	0.5 mm ²
Conductor cross section flexible, with ferrule with plastic sleeve min.	0.25 mm ²
Conductor cross section flexible, with ferrule with plastic sleeve max.	0.34 mm ²
Conductor cross section AWG min.	24
Conductor cross section AWG max.	20

Standards and Regulations

Connection in acc. with standard	EN-VDE
Flammability rating according to UL 94	V0

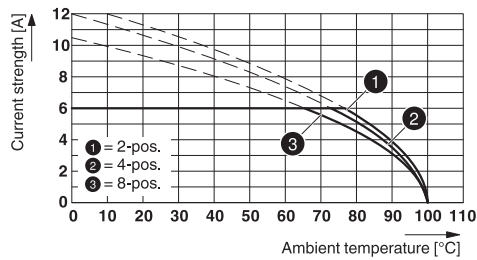
Environmental Product Compliance

China RoHS	Environmentally friendly use period: unlimited = EFUP-e
	No hazardous substances above threshold values

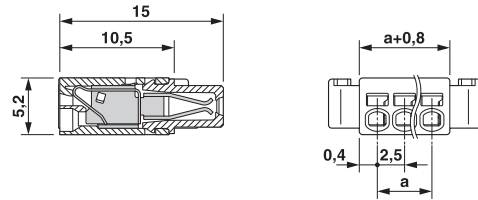
Drawings

Printed-circuit board connector - PTSM 0,5/ 7-PL-2,5 WH - 1709464

Diagram



Dimensional drawing



Type: PTSM 0,5/...-PL-2,5 ... with PTSM 0,5/...-HH-2,5-SMD... R...

Approvals

Approvals

Approvals

cULus Recognized / UL Recognized

Ex Approvals

Approval details

cULus Recognized		http://database.ul.com/cgi-bin/XYV/template/LISEXT/1FRAME/index.htm E60425-20101209
		B
mm ² /AWG/kcmil		26-20
Nominal current I _N		5 A
Nominal voltage U _N		150 V

UL Recognized		http://database.ul.com/cgi-bin/XYV/template/LISEXT/1FRAME/index.htm E118976-20130619
		B
mm ² /AWG/kcmil		26-18
Nominal current I _N		5 A
Nominal voltage U _N		150 V

Phoenix Contact 2018 © - all rights reserved
<http://www.phoenixcontact.com>

PHOENIX CONTACT GmbH & Co. KG
Flachmarktstr. 8
32825 Blomberg
Germany
Tel. +49 5235 300
Fax +49 5235 3 41200
<http://www.phoenixcontact.com>