

Contact insert module - HC-M-05-PT-F - 1417373


Please be informed that the data shown in this PDF Document is generated from our Online Catalog. Please find the complete data in the user's documentation. Our General Terms of Use for Downloads are valid (<http://phoenixcontact.com/download>)



Contact insert module, number of positions: 5, power contacts: 5, control contacts: 0, Socket, Push-in connection, 400 V, 16 A, 0.14 mm² ... 2.5 mm², application: Power

RoHS

Key Commercial Data

Packing unit	5 STK
Minimum order quantity	5 STK
GTIN	 4 055626 112558
GTIN	4055626112558

Technical data

Dimensions

Height	34 mm
Width	34.2 mm
Length	14.6 mm

Electrical characteristics

Rated voltage (III/3)	400 V
Rated current	16 A
Rated surge voltage	6 kV
Connection profile	5

Ambient conditions

Ambient temperature (operation)	-40 °C ... 125 °C
---------------------------------	-------------------

Mechanical characteristics

Conductor cross section	0.14 mm ² ... 2.5 mm ² (with ferrule)
Connection cross section AWG	26 ... 14 (with ferrule)
Stripping length of the individual wire	8 mm ±1 mm
Contact diameter	2.5 mm

Contact insert module - HC-M-05-PT-F - 1417373

Technical data

Mechanical characteristics

Insertion/withdrawal cycles	≥ 500
Minimum housing height	52 mm

General

Series	HC-M-05
Color	light gray
Number of module slots	1
Connection method	Push-in connection
Contact type	rolled
Flammability rating according to UL 94	V0
Degree of pollution	3
Overvoltage category	III
Assembly instructions	Housing height ≥ 52 mm. Plug-in connections may only be operated only when there is no load/voltage.

Material data

Contact material	Copper alloy
Contact surface material	Ag
Contact carrier material	PC

Standards and Regulations

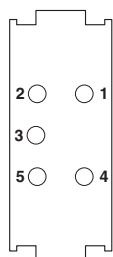
Flammability rating according to UL 94	V0
--	----

Environmental Product Compliance

China RoHS	Environmentally Friendly Use Period = 50
	For details about hazardous substances go to tab "Downloads", Category "Manufacturer's declaration"

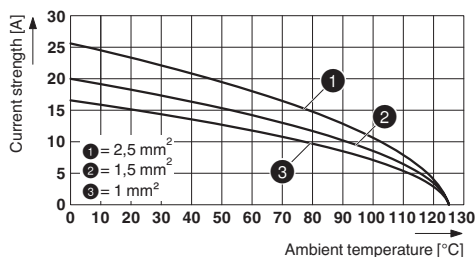
Drawings

Schematic diagram



Connector pin assignment, connection side

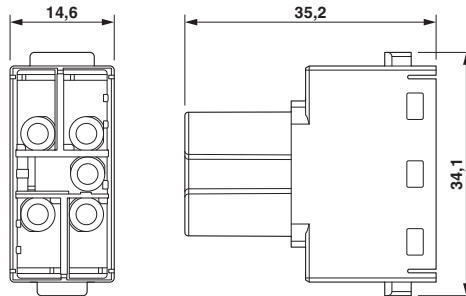
Diagram



Derating diagram (6 modules in HC-B 24 housing)

Contact insert module - HC-M-05-PT-F - 1417373

Dimensional drawing



Approvals

Approvals

Approvals

CSA / UL Recognized / EAC

Ex Approvals

Approval details

CSA		http://www.csagroup.org/services-industries/product-listing/	13631
mm ² /AWG/kcmil	14		
Nominal current I _N	15 A		
Nominal voltage U _N	600 V		

UL Recognized		http://database.ul.com/cgi-bin/XYV/template/LISEXT/1FRAME/index.htm	E118976
mm ² /AWG/kcmil	14		
Nominal current I _N	19 A		
Nominal voltage U _N	600 V		

EAC		RU C- DE.AI30.B.01102
-----	--	--------------------------

Phoenix Contact 2018 © - all rights reserved
<http://www.phoenixcontact.com>

PHOENIX CONTACT GmbH & Co. KG
Flachsmarktstr. 8
32825 Blomberg
Germany
Tel. +49 5235 300
Fax +49 5235 3 41200
<http://www.phoenixcontact.com>