

Cable - FLK 20/2FLK14/EZ-DR/200/KONFEK - 2298438

Please be informed that the data shown in this PDF Document is generated from our Online Catalog. Please find the complete data in the user's documentation. Our General Terms of Use for Downloads are valid (<http://phoenixcontact.com/download>)




Round cable set; controller: Emerson Delta V; connection 1: IDC/FLK socket strip (1x 20-position); connection 2: IDC/FLK socket strip (2x 14-position); cable length: 2 m

Why buy this product

- The DeltaV system can be used to install the process wiring via "mass termination blocks" (MTBs) using flat-ribbon cable plugs
- For digital modules with 40-pos. MTB for connection to PLC-INTERFACE

Key Commercial Data

Packing unit	1 STK
GTIN	 4 017918 601911
GTIN	4017918601911

Technical data

General

Nominal voltage U_N	< 50 V AC
	60 V DC
Max. current carrying capacity per path	1 A
Max. conductor resistance	0.16 Ω /m
Length of cable	2 m
Single wire, cross section	0.14 mm ²
Single wire, cross section [AWG]	26
Conductor construction: Number of litz wires:	7
Single wire, material	Cu tin-plated
External diameter	7.6 mm
Cable, preassembly	Insulation displacement, IEC 60352-4/DIN EN 60352-4
Shielding	no

Environmental conditions

Ambient temperature (operation)	-20 °C ... 50 °C
---------------------------------	------------------

Cable - FLK 20/2FLK14/EZ-DR/200/KONFEK - 2298438

Technical data

Environmental conditions

Ambient temperature (storage/transport)	-20 °C ... 70 °C
Flame resistance	IEC 60332-1
	DIN VDE 0482 Part 332-1

Connector 1

Connection name	Field level
Connection method	IDC/FLK socket strip
Number of connections	2
Number of positions	14
Pitch	2.54 mm

Connector 2

Connection name	Controller level
Connection method	IDC/FLK socket strip
Number of connections	1
Number of positions	20
Pitch	2.54 mm

Supported controller

Controller	Emerson DeltaV
- suitable I/O card	VE4001S2T2B5
	VE4002S1T2B6

Color code

Connector 1 = connector 2 (optional) = wire color	IDC/FLK20 (1) = IDC/FLK14-1 (1) = black
	IDC/FLK20 (2) = IDC/FLK14-1 (2) = brown
	IDC/FLK20 (3) = IDC/FLK14-1 (3) = red
	IDC/FLK20 (4) = IDC/FLK14-1 (4) = orange
	IDC/FLK20 (5) = IDC/FLK14-1 (5) = yellow
	IDC/FLK20 (6) = IDC/FLK14-1 (6) = green
	IDC/FLK20 (7) = IDC/FLK14-1 (7) = blue
	IDC/FLK20 (8) = IDC/FLK14-1 (8) = violet
	IDC/FLK20 (9) = IDC/FLK14-2 (1) = gray
	IDC/FLK20 (10) = IDC/FLK14-2 (2) = white
	IDC/FLK20 (11) = IDC/FLK14-2 (3) = white-black
	IDC/FLK20 (12) = IDC/FLK14-2 (4) = white-brown
	IDC/FLK20 (13) = IDC/FLK14-2 (5) = white-red
	IDC/FLK20 (14) = IDC/FLK14-2 (6) = white-orange
	IDC/FLK20 (15) = IDC/FLK14-2 (7) = white-yellow
	IDC/FLK20 (16) = IDC/FLK14-2 (8) = white-green
	IDC/FLK20 (17) = IDC/FLK14-2 (9) = white-blue
	IDC/FLK20 (18) = IDC/FLK14-2 (10) = white-violet
	IDC/FLK20 (19) = IDC/FLK14-1 (9) = white-gray

Cable - FLK 20/2FLK14/EZ-DR/200/KONFEK - 2298438

Technical data

Color code

	IDC/FLK20 (20) = IDC/FLK14-1 (10) = brown-black
--	---

Standards and Regulations

Flame resistance	IEC 60332-1
	DIN VDE 0482 Part 332-1

Environmental Product Compliance

China RoHS	Environmentally Friendly Use Period = 50
	For details about hazardous substances go to tab "Downloads", Category "Manufacturer's declaration"

Approvals


Approvals


Approvals


EAC / UL Listed / cUL Listed / cULus Listed

Ex Approvals

Approval details

EAC		RU C-DE.A*30.B00767
-----	---	---------------------

UL Listed		http://database.ul.com/cgi-bin/XYV/template/LISEXT/1FRAME/index.htm	FILE E 238705
Nominal voltage UN	125 V		
Nominal current IN	1 A		

cUL Listed		http://database.ul.com/cgi-bin/XYV/template/LISEXT/1FRAME/index.htm	FILE E 238705
Nominal voltage UN	125 V		
Nominal current IN	1 A		

Cable - FLK 20/2FLK14/EZ-DR/200/KONFEK - 2298438

Approvals

cULus Listed



Phoenix Contact 2018 © - all rights reserved
<http://www.phoenixcontact.com>

PHOENIX CONTACT GmbH & Co. KG
Flachsmarktstr. 8
32825 Blomberg
Germany
Tel. +49 5235 300
Fax +49 5235 3 41200
<http://www.phoenixcontact.com>