

# Printed-circuit board connector - PC 4/ 2-STF-7,62 - 1828249

Please be informed that the data shown in this PDF Document is generated from our Online Catalog. Please find the complete data in the user's documentation. Our General Terms of Use for Downloads are valid (<http://phoenixcontact.com/download>)

PCB connector, nominal current: 20 A, rated voltage (III/2): 630 V, number of positions: 2, pitch: 7.62 mm, connection method: Screw connection with tension sleeve, color: green, contact surface: Tin




The figure shows a 5-pos. version of the product

## Why buy this product

- Well-known connection principle allows worldwide use
- Low temperature rise, thanks to maximum contact force
- Allows connection of two conductors
- Integrated double steel spring provides additional safety in the event of temperature and power fluctuations
- Screwable flange for superior mechanical stability



## Key Commercial Data

|              |   |
|--------------|---|
| Packing unit | 50 STK  |
| GTIN         | <br>4 017918 050474 |
| GTIN         | 4017918050474   |

## Technical data

### Dimensions

|              |          |
|--------------|----------|
| Length [ l ] | 30.7 mm  |
| Width [ w ]  | 30.46 mm |
| Height [ h ] | 18.1 mm  |
| Pitch        | 7.62 mm  |
| Dimension a  | 7.62 mm  |

### General

|                     |                                      |
|---------------------|--------------------------------------|
| Range of articles   | PC 4/..-STF                          |
| Type of contact     | Female connector                     |
| Number of positions | 2                                    |
| Connection method   | Screw connection with tension sleeve |

# Printed-circuit board connector - PC 4/ 2-STF-7,62 - 1828249

## Technical data

### General

|  |                   |
|--|-------------------|
| Insulating material group              | I                 |
| Rated surge voltage (III/3)            | 6 kV              |
| Rated surge voltage (III/2)            | 6 kV              |
| Rated surge voltage (II/2)             | 6 kV              |
| Rated voltage (III/3)                  | 400 V             |
| Rated voltage (III/2)                  | 630 V             |
| Rated voltage (II/2)                   | 1000 V            |
| Connection in acc. with standard       | EN-VDE            |
| Nominal current $I_N$                  | 20 A              |
| Nominal cross section                  | 4 mm <sup>2</sup> |
| Maximum load current                   | 20 A              |
| Insulating material                    | PA                |
| Flammability rating according to UL 94 | V0                |
| Internal cylindrical gage              | A4                |
| Stripping length                       | 7 mm              |
| Screw thread                           | M3                |
| Tightening torque, min                 | 0.5 Nm            |
| Tightening torque max                  | 0.6 Nm            |

### Connection data

|   |                      |
|---|----------------------|
| Conductor cross section solid min.  | 0.2 mm <sup>2</sup>  |
| Conductor cross section solid max.  | 4 mm <sup>2</sup>    |
| Conductor cross section flexible min.   | 0.2 mm <sup>2</sup>  |
| Conductor cross section flexible max.   | 4 mm <sup>2</sup>    |
| Conductor cross section flexible, with ferrule without plastic sleeve min.              | 0.25 mm <sup>2</sup> |
| Conductor cross section flexible, with ferrule without plastic sleeve max.              | 4 mm <sup>2</sup>    |
| Conductor cross section flexible, with ferrule with plastic sleeve min.                 | 0.25 mm <sup>2</sup> |
| Conductor cross section flexible, with ferrule with plastic sleeve max.                 | 4 mm <sup>2</sup>    |
| Conductor cross section AWG min.  | 24                   |
| Conductor cross section AWG max.  | 10                   |
| 2 conductors with same cross section, solid min.  | 0.2 mm <sup>2</sup>  |
| 2 conductors with same cross section, solid max.  | 2.5 mm <sup>2</sup>  |
| 2 conductors with same cross section, stranded min.                                     | 0.2 mm <sup>2</sup>  |
| 2 conductors with same cross section, stranded max.                                     | 1.5 mm <sup>2</sup>  |
| 2 conductors with same cross section, stranded, ferrules without plastic sleeve, min.   | 0.25 mm <sup>2</sup> |
| 2 conductors with same cross section, stranded, ferrules without plastic sleeve, max.   | 1.5 mm <sup>2</sup>  |
| 2 conductors with same cross section, stranded, TWIN ferrules with plastic sleeve, min. | 0.5 mm <sup>2</sup>  |
| 2 conductors with same cross section, stranded, TWIN ferrules with plastic sleeve, max. | 2.5 mm <sup>2</sup>  |

# Printed-circuit board connector - PC 4/ 2-STF-7,62 - 1828249

## Technical data

### Connection data

|                                 |    |
|---------------------------------|----|
| Minimum AWG according to UL/CUL | 30 |
| Maximum AWG according to UL/CUL | 10 |

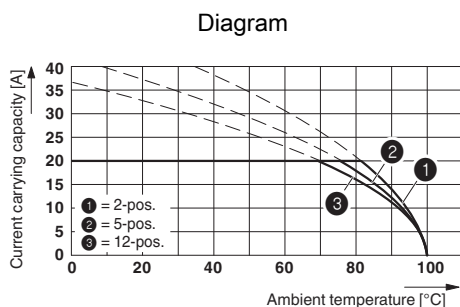
### Standards and Regulations

|  |        |
|--|--------|
| Connection in acc. with standard       | EN-VDE |
|  | CSA    |
| Flammability rating according to UL 94 | V0     |

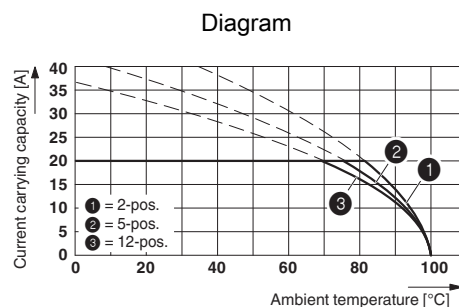
### Environmental Product Compliance

|            |   |
|------------|---|
| REACH SVHC | Lead 7439-92-1  |
| China RoHS | Environmentally Friendly Use Period = 50  |
|            | For details about hazardous substances go to tab "Downloads", Category "Manufacturer's declaration" |

## Drawings

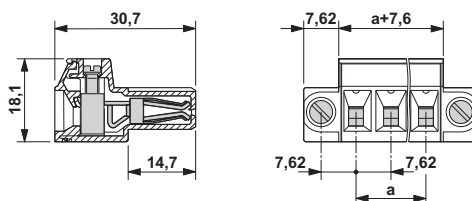


Derating curve for: PC 4/..-ST-7,62 with PC 4/..-G-7,62



Derating curve for: PC 4/..-ST-7,62 with PCV 4/..-G-7,62

### Dimensional drawing



## Approvals

### Approvals

### Approvals


CSA / LR / BV / EAC / DNV GL / cULus Recognized


# Printed-circuit board connector - PC 4/ 2-STF-7,62 - 1828249

## Approvals


Ex Approvals

### Approval details


|                            |   |   |       |
|----------------------------|---|---|-------|
| CSA                        |  | <a href="http://www.csagroup.org/services-industries/product-listing/">http://www.csagroup.org/services-industries/product-listing/</a> | 13631 |
|                            |   | B   | C     |
| Nominal voltage UN         |   | 300 V   | 300 V |
| Nominal current IN         |   | 20 A  | 20 A  |
| mm <sup>2</sup> /AWG/kcmil |   | 28-10   | 28-10 |

|    |  |   |          |
|----|--|---|----------|
| LR |  | <a href="http://www.lr.org/en">http://www.lr.org/en</a> | 96/20012 |
|----|--|---|----------|

|    |   |   |             |
|----|---|---|-------------|
| BV |  | <a href="http://www.veristar.com/portal/veristarinfo/generalinfo/approved/approvedProducts/equipmentAndMaterials">http://www.veristar.com/portal/veristarinfo/generalinfo/approved/approvedProducts/equipmentAndMaterials</a> | 35433/AO BV |
|----|---|---|-------------|

|     |   |  |         |
|-----|---|--|---------|
| EAC |  |  | B.01742 |
|-----|---|--|---------|

|        |  |   |            |
|--------|--|---|------------|
| DNV GL |  | <a href="http://exchange.dnv.com/tari/">http://exchange.dnv.com/tari/</a> | TAE00001EZ |
|--------|--|---|------------|

|                            |   |   |                 |       |
|----------------------------|---|---|-----------------|-------|
| cULus Recognized           |  | <a href="http://database.ul.com/cgi-bin/XYV/template/LISEXT/1FRAME/index.htm">http://database.ul.com/cgi-bin/XYV/template/LISEXT/1FRAME/index.htm</a> | E60425-19920722 |       |
|                            |   | D   | B               | C     |
| Nominal voltage UN         |   | 600 V   | 300 V           | 300 V |
| Nominal current IN         |   | 5 A   | 30 A            | 30 A  |
| mm <sup>2</sup> /AWG/kcmil |   | 30-10   | 30-10           | 30-10 |

Phoenix Contact 2018 © - all rights reserved  
<http://www.phoenixcontact.com>

PHOENIX CONTACT GmbH & Co. KG  
Flachmarktstr. 8  
32825 Blomberg  
Germany  
Tel. +49 5235 300  
Fax +49 5235 3 41200  
<http://www.phoenixcontact.com>