

EAO – Your Expert Partner for Human Machine Interfaces

82-4151.11A4 - Illuminated pushbutton 16 mm stainless-steel, momentary

82-4151.11A4 - Illuminated pushbutton 16 mm stainless-steel, momentary



Attention: The preview is based on a sample product. This can differ from your current configuration.

Mounting

| | |
|------------------|---------|
| Design | flush |
| Mounting cut-out | Ø 16 mm |

Front

| | |
|----------------------|-----------------|
| Front shape | round |
| Front ring shape | flush |
| Front dimension | Ø 18 mm |
| Front bezel material | Stainless steel |

Other Attributes

| | |
|-------------------|----------|
| Operating voltage | 24 V VDC |
| Weight | 0,018 kg |
| Operation current | 7 mA |

Operating-/Indication part

| | |
|-------------------|-----------------|
| Lens optics | opaque |
| Lens material | Stainless steel |
| Lens profile | flat |
| Lens illumination | illuminative |
| Lens colour | Stainless steel |

IP-Rating

| | |
|------------------|--------------|
| Front protection | IP 65, IP 67 |
|------------------|--------------|

Connection Method

| | |
|----------|---------------------|
| Terminal | Solder 2.8 x 0.5 mm |
|----------|---------------------|

Actuator

| | |
|------------------|-----------|
| Switching action | Momentary |
|------------------|-----------|

Switching element

| | |
|-------------------|-------------------------------|
| Switching current | 3 A |
| Contact material | Silver |
| Contacts | 1 C |
| Switching system | Snap-action switching element |
| Switching voltage | 240 V VAC/DC |

Illumination

| | |
|--------------|-----------------------------------|
| Illumination | Ring with LED bi-colour red/green |
|--------------|-----------------------------------|

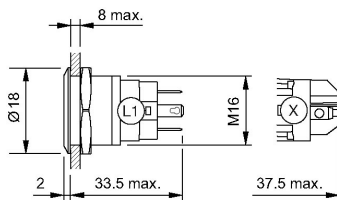
Function

| |
|------------------------|
| Illuminated pushbutton |
|------------------------|

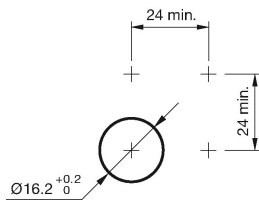
EAO – Your Expert Partner for Human Machine Interfaces

82-4151.11A4 - Illuminated pushbutton 16 mm stainless-steel, momentary

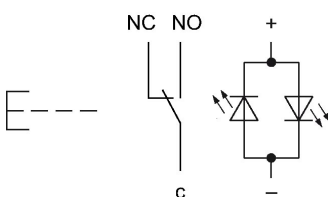
Dimensions



Mounting cut-outs



Wiring diagram



Component layout



Legend

Switching action: B = Momentary

Contacts: C = Changeover