



CableTrak® Hose and Cable Carrier System

The design of CableTrak carriers provides easy access to components during installation and repair. The track's flip top design allows the installer to lay cable and hose components directly into the track instead of pulling them through the length of the track. Hubbell CableTrak carriers can be ordered as assembled kits with brackets or by the foot without brackets. The final length of the track is easily customized by adding or removing sections of track or individual links with a flat head screwdriver.




CableTrak® Installation

1. Unlock Tab.
2. Locking tabs secure the retaining bar into place.
To unlock tabs, slide a flat head screwdriver under the tab and release it with a twisting motion.

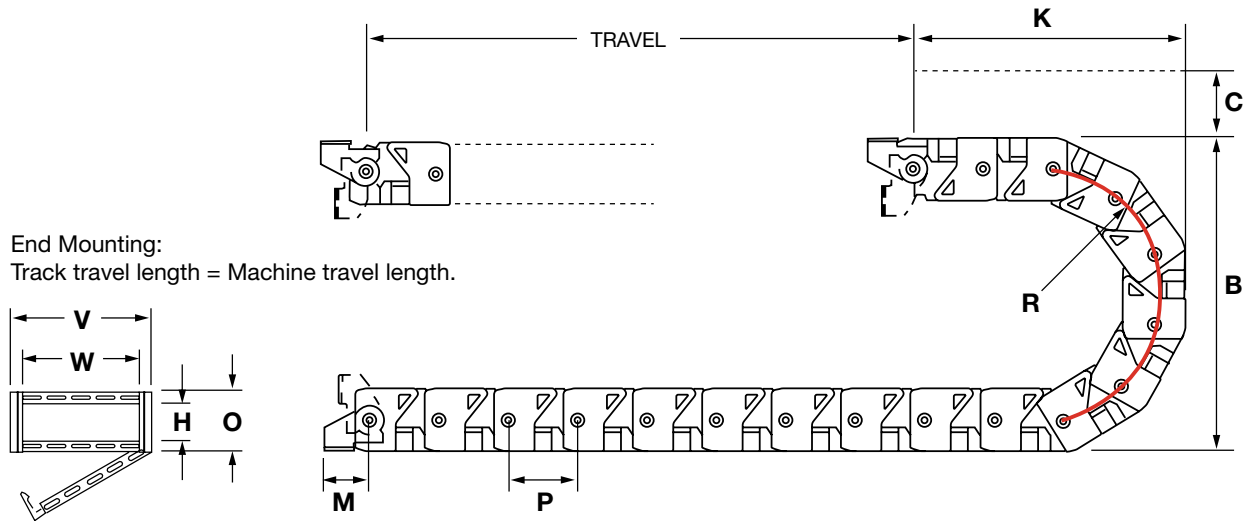
Access/Install Cables and Hoses

3. Easy access is important, especially for pre-assembled cable/hose sets involving large O.D. plugs, receptacles, and couplings.
4. Lock Tab.
5. To re-secure retaining bars, engage the hinge and snap the locking tab into place.





CableTrak® Kits



CableTrak® Kit with Brackets

Catalog Number	Track Length (ft)	W Inner Width	H Inner Height	A Max Hose/Cab O.D.	B Max Component Width	V Outer Width	O Outer Height	R Bend Radius	B Bend Height	C Clearance	K Min Brkt to Bend	M Brkt to Pivot	P Pitch	L* Curve Length (ft)
HCT10114K**	4.0'	0.59"	0.75"	0.286"	0.531"	1.03"	1.00"	1.44"	3.86"	2.00"	5.68"	1.33"	1.250"	1.000'
HCT10219K**	4.0'	1.00"	0.75"	0.382"	0.900"	1.44"	1.00"	1.91"	4.82"	2.00"	5.41"	1.33"	1.250"	1.000'
HCT16119K	4.0'	1.50"	1.00"	0.382"	1.350"	2.12"	1.62"	1.91"	5.44"	3.00"	5.72"	1.19"	1.812"	1.000'
HCT16134K	4.5'	1.50"	1.00"	0.688"	1.350"	2.12"	1.62"	3.44"	8.50"	3.00"	7.85"	1.19"	1.812"	1.500'
HCT16219K	4.0'	2.28"	1.00"	0.328"	2.052"	2.91"	1.62"	1.91"	5.44"	3.00"	5.72"	1.19"	1.812"	1.000'
HCT16234K	4.5'	2.28"	1.00"	0.688"	2.052"	2.91"	1.62"	3.44"	8.50"	3.00"	7.85"	1.19"	1.812"	1.500'
HCT16334K	4.5'	3.08"	1.00"	0.688"	2.772"	3.70"	1.62"	3.44"	8.50"	3.00"	7.85"	1.19"	1.812"	1.500'
HCT16434K	4.5'	4.06"	1.00"	0.688"	3.654"	4.69"	1.62"	3.44"	8.50"	3.00"	7.85"	1.19"	1.812"	1.500'
HCT25134K	4.5'	2.60"	1.75"	0.680"	2.340"	3.70"	2.50"	3.40"	9.30"	3.00"	8.31"	1.75"	2.500"	1.500'
HCT25234K	4.5'	4.25"	1.75"	0.680"	3.825"	5.36"	2.50"	3.40"	9.30"	3.00"	8.31"	1.75"	2.500"	1.500'
HCT25247K	5.0'	4.25"	1.75"	0.956"	3.825"	5.36"	2.50"	4.78"	12.06"	3.00"	10.52"	1.75"	2.500"	2.000'
HCT25347K	5.0'	6.60"	1.75"	0.956"	5.940"	7.70"	2.50"	4.78"	12.06"	3.00"	10.52"	1.75"	2.500"	2.000'

CableTrak® Kit without Brackets

Catalog Number	Track Length (ft)	W Inner Width	H Inner Height	A Max Hose/Cab O.D.	B Max Component Width	V Outer Width	O Outer Height	R Bend Radius	B Bend Height	C Clearance	P Pitch	L* Curve Length (ft)
HCT101141**	1.0'	0.59"	0.75"	0.286"	0.531"	1.03"	1.00"	1.44"	3.86"	2.00"	1.250"	1.000'
HCT102191**	1.0'	1.00"	0.75"	0.382"	0.900"	1.44"	1.00"	1.91"	4.82"	2.00"	1.250"	1.000'
HCT161191	1.0'	1.50"	1.00"	0.382"	1.350"	2.12"	1.62"	1.91"	5.44"	3.00"	1.812"	1.000'
HCT161341	1.0'	1.50"	1.00"	0.688"	1.350"	2.12"	1.62"	3.44"	8.50"	3.00"	1.812"	1.500'
HCT162191	1.0'	2.28"	1.00"	0.328"	2.052"	2.91"	1.62"	1.91"	5.44"	3.00"	1.812"	1.000'
HCT162341	1.0'	2.28"	1.00"	0.688"	2.052"	2.91"	1.62"	3.44"	8.50"	3.00"	1.812"	1.500'
HCT163341	1.0'	3.08"	1.00"	0.688"	2.772"	3.70"	1.62"	3.44"	8.50"	3.00"	1.812"	1.500'
HCT164341	1.0'	4.06"	1.00"	0.688"	3.654"	4.69"	1.62"	3.44"	8.50"	3.00"	1.812"	1.500'
HCT251341	1.0'	2.60"	1.75"	0.680"	2.340"	3.70"	2.50"	3.40"	9.30"	3.00"	2.500"	1.500'
HCT252341	1.0'	4.25"	1.75"	0.680"	3.825"	5.36"	2.50"	3.40"	9.30"	3.00"	2.500"	1.500'
HCT252471	1.0'	4.25"	1.75"	0.956"	3.825"	5.36"	2.50"	4.78"	12.06"	3.00"	2.500"	2.000'
HCT253471	1.0'	6.60"	1.75"	0.956"	5.940"	7.70"	2.50"	4.78"	12.06"	3.00"	2.500"	2.000'

Note: *L = Minimum length in feet to form CableTrak curve.

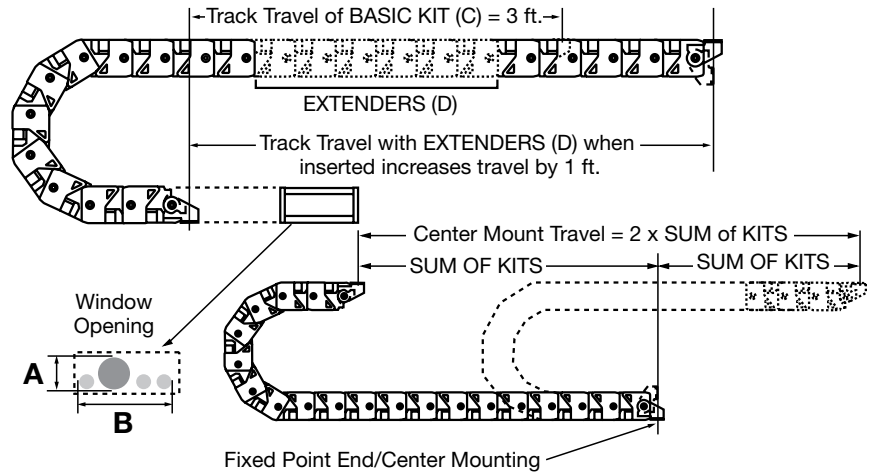
**These models do not have a flip top design and do not accept separators due to their small size.

Dimensions in Inches (mm)



CableTrak® Accessories

Center Mounting: Mounting the fixed track end in the center of the machine travel allows the track to travel beyond the fixed end. Center mounting effectively doubles the travel distance of the track requiring half the track length of an end mounted application.



Calculating

Center Mount (Stationary bracket mounted in center of travel range): $\text{Track Length} = (\text{MT}/2) + L$

End Mount (Stationary bracket mounted off center of travel range): $\text{Track Length} = (\text{MT}/2) + L + \text{offset from center in feet}$

MT = Total machine travel distance in feet

L = Length of track taken up by the bend radius

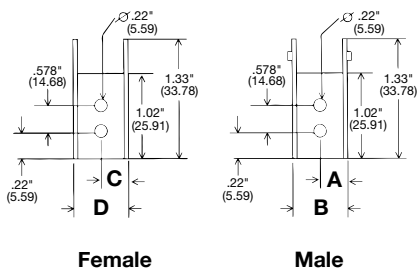
Customizing Track Length

Hubbell CableTrak is easily customized by adding or subtracting links to the track. CableTrak kits provide 4 to 5 feet of track with brackets pre-installed. Track length can be increased by installing the required number of extenders to reach the required length. To further tune the length of track, individual links can be added or removed. To determine the number of links to add or remove, divide the length in inches to be added or subtracted by the pitch of the track and round up.

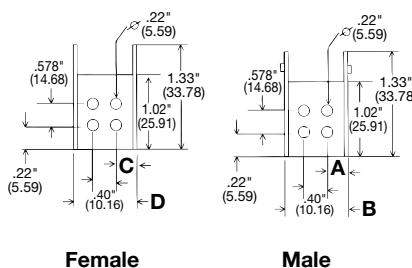
CableTrak® Accessories

Bracket Kits	For Use With	A	B	C	D	E	F	G	H
HCTBK101	HCT101 Series	.40" (10.2)	.81" (20.6)	.47" (12.0)	.94" (23.9)	–	–	–	–
HCTBK102	HCT102 Series	.44" (11.2)	1.22" (31.0)	.44" (11.2)	1.35" (34.3)	–	–	–	–
HCTBK161	HCT161 Series	.99" (25.2)	1.97" (50.1)	.87" (22.1)	1.84" (46.7)	1.19" (30.2)	.281" (7.1)	.75" (19.1)	.81" (20.6)
HCTBK162	HCT162 Series	1.78" (45.2)	2.75" (69.9)	1.65" (41.9)	2.63" (66.8)	1.19" (30.2)	.281" (7.1)	.75" (19.1)	.81" (20.6)
HCTBK163	HCT163 Series	2.57" (65.3)	3.55" (90.2)	2.44" (62.0)	3.42" (86.9)	1.19" (30.2)	.281" (7.1)	.75" (19.1)	.81" (20.6)
HCTBK164	HCT164 Series	3.56" (90.4)	4.53" (115.1)	3.47" (88.1)	4.41" (112.0)	1.19" (30.2)	.281" (7.1)	.75" (19.1)	.81" (20.6)
HCTBK251	HCT251 Series	2.08" (52.8)	3.21" (81.5)	1.80" (45.7)	3.03" (77.0)	1.75" (44.5)	.344" (8.7)	1.00" (25.4)	1.25" (31.8)
HCTBK252	HCT252 Series	3.74" (95.0)	4.87" (123.7)	3.46" (87.9)	4.69" (119.1)	1.75" (44.5)	.344" (8.7)	1.00" (25.4)	1.25" (31.8)
HCTBK253	HCT253 Series	6.08" (154.4)	7.21" (183.1)	5.80" (147.3)	7.03" (178.6)	1.75" (44.5)	.344" (8.7)	1.00" (25.4)	1.25" (31.8)
Separators	For Use With	A	B	C	D	E	F		
HCTSP16PK12	HCT16 Series	1.24" (31.5)	.82" (20.8)	.94" (23.9)	.27" (6.9)	.14" (3.6)	.50" (12.7)		
HCTSP25PK12	HCT25 Series	2.03" (51.6)	1.00" (25.4)	1.19" (30.2)	.35" (8.9)	.15" (3.8)	.62" (15.8)		

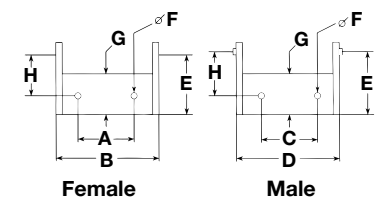
HCTBK101 – Brackets



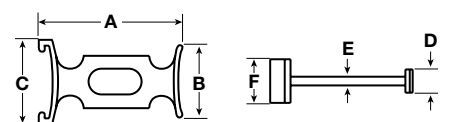
HCTBK102 – Brackets



HCTBK161 – HCTGK253 Brackets



Separators

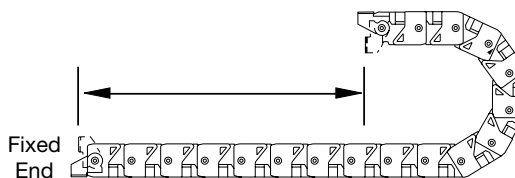
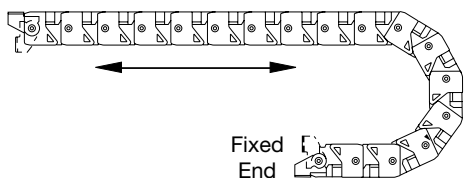


Dimensions in Inches (mm)

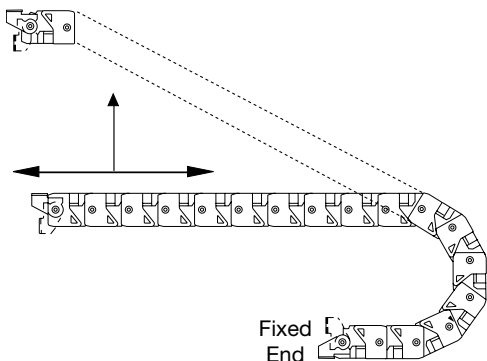


CableTrak® System Mounting Options

Horizontal Travel



Combination Horizontal & Vertical Travel

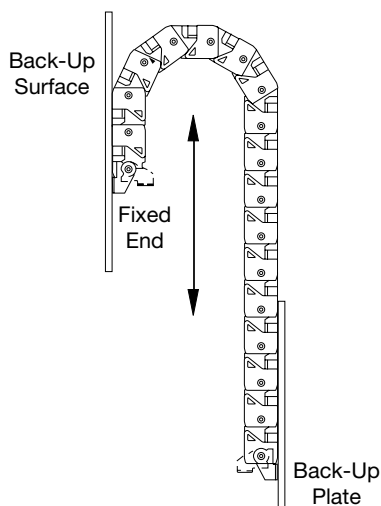


Opposed Travel

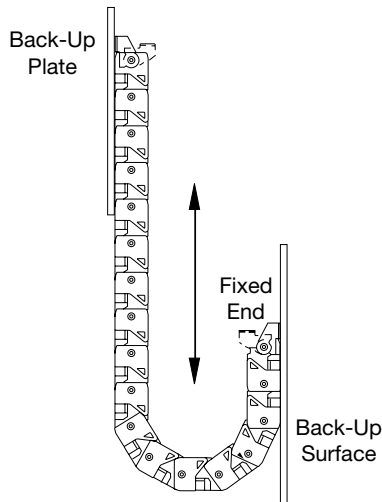


Vertical Travel

Curve Up



Curve Down



Specifications

Material	Fiberglass reinforced nylon.
Operating Temperature	Continuous +20°F to +100°F (-7°C to 38°C). Intermittent* -40°F to +220°F (-40°C to 104°C).
Maximum Operating Speed	600 FPM (feet per minute), 180 MPM (meters per minute). Operating speed is based on short lengths that are self supported (up to 9ft.).
Maximum Unsupported Travel Distance	HCT16 Series without sag 9 ft. (2.8 m) with sag 10.5 ft. (3.2 m). HCT25 Series without sag 13.5 ft. (4.1 m) with sag 17 ft. (5.2 m).
Applications	Machine tool, robotic automation, material handling.

Note: *Intermittent refers to the operating of the product outside the normal (continuous operating) temperature range momentarily before returning back to the normal range.