

Thermoelectric voltage terminal block pair - MTKD-NICRSI/ NISI - 5043321

Please be informed that the data shown in this PDF Document is generated from our Online Catalog. Please find the complete data in the user's documentation. Our General Terms of Use for Downloads are valid (<http://phoenixcontact.com/download>)




Thermoelectric voltage terminal block pair, USA type N, nom. voltage: 400 V, nominal current: 1 A, connection method: Screw connection, number of connections: 4, number of positions: 2, cross section: 0.2 mm² - 4 mm², AWG: 24 - 12, width: 10.4 mm, color: gray, mounting type: NS 35/7,5, NS 35/15, NS 32

Why buy this product

- These special terminal blocks are used to extend thermocouple equalizing conductors in corresponding measuring circuits
- This ensures that no false thermoelectric voltages result at the junctions of the thermocouple/terminal block/equalizing conductor and that the basic values according to EN 60584/DIN EN 60584 are observed
- The equalizing conductors are made from materials which, up to temperatures of 200°C, have the same thermal characteristics as the corresponding thermocouples



Key Commercial Data

Packing unit	50 STK
GTIN	 4 017918 178710
GTIN	4017918178710

Technical data

General

Number of levels	1
Number of connections	4
Nominal cross section	2.5 mm ²
Color	gray
Insulating material	PA
Flammability rating according to UL 94	V0
Connection in acc. with standard	IEC 60947-7-1
Nominal current I _N	1 A
Maximum load current	1 A (with 4 mm ² conductor cross section)
Nominal voltage U _N	400 V (voltage to the neighboring MTK feed-through terminal block)

Thermoelectric voltage terminal block pair - MTKD-NICRSI/ NISI - 5043321

Technical data

General

Open side panel	Yes
Number of positions	2
Relative insulation material temperature index (Elec., UL 746 B)	130 °C
Temperature index of insulation material (DIN EN 60216-1 (VDE 0304-21))	130 °C
Static insulating material application in cold	-60 °C
Behavior in fire for rail vehicles (DIN 5510-2)	Test passed
Flame test method (DIN EN 60695-11-10)	V0
Oxygen index (DIN EN ISO 4589-2)	>32 %
NF F16-101, NF F10-102 Class I	2
NF F16-101, NF F10-102 Class F	2
Surface flammability NFPA 130 (ASTM E 162)	passed
Specific optical density of smoke NFPA 130 (ASTM E 662)	passed
Smoke gas toxicity NFPA 130 (SMP 800C)	passed
Calorimetric heat release NFPA 130 (ASTM E 1354)	28 MJ/kg
Fire protection for rail vehicles (DIN EN 45545-2) R22	HL 1 - HL 3
Fire protection for rail vehicles (DIN EN 45545-2) R23	HL 1 - HL 3
Fire protection for rail vehicles (DIN EN 45545-2) R24	HL 1 - HL 3
Fire protection for rail vehicles (DIN EN 45545-2) R26	HL 1 - HL 3

Dimensions

Width	10.4 mm
Length	46.2 mm
Height NS 35/7,5	39.9 mm
Height NS 35/15	47.4 mm
Height NS 32	44.9 mm

Connection data

Conductor cross section solid min.	0.2 mm ²
Conductor cross section solid max.	4 mm ²
Conductor cross section flexible min.	0.2 mm ²
Conductor cross section flexible max.	2.5 mm ²
Conductor cross section AWG min.	24
Conductor cross section AWG max.	12
Conductor cross section flexible, with ferrule without plastic sleeve min.	0.2 mm ²
Conductor cross section flexible, with ferrule without plastic sleeve max.	1.5 mm ²
Conductor cross section flexible, with ferrule with plastic sleeve min.	0.2 mm ²
Conductor cross section flexible, with ferrule with plastic sleeve max.	1.5 mm ²
Connection method	Screw connection
Stripping length	7 mm
Internal cylindrical gage	A3

Thermoelectric voltage terminal block pair - MTKD-NICRSI/ NISI - 5043321

Technical data

Connection data

Screw thread	M3
Tightening torque, min	0.6 Nm
Tightening torque max	0.8 Nm

Standards and Regulations

Connection in acc. with standard	CUL
	IEC 60947-7-1
Flammability rating according to UL 94	V0
Fire protection for rail vehicles (DIN EN 45545-2) R22	HL 1 - HL 3 HL 1 - HL 3 HL 1 - HL 3 HL 1 - HL 3
Fire protection for rail vehicles (DIN EN 45545-2) R23	HL 1 - HL 3 HL 1 - HL 3 HL 1 - HL 3 HL 1 - HL 3
Fire protection for rail vehicles (DIN EN 45545-2) R24	HL 1 - HL 3 HL 1 - HL 3 HL 1 - HL 3 HL 1 - HL 3
Fire protection for rail vehicles (DIN EN 45545-2) R26	HL 1 - HL 3 HL 1 - HL 3 HL 1 - HL 3 HL 1 - HL 3

Environmental Product Compliance

China RoHS	Environmentally Friendly Use Period = 50
	For details about hazardous substances go to tab "Downloads", Category "Manufacturer's declaration"

Approvals


Approvals

Approvals

UL Recognized / cUL Recognized / cULus Recognized


Ex Approvals


Approval details

UL Recognized		http://database.ul.com/cgi-bin/XYV/template/LISEXT/1FRAME/index.htm	FILE E 60425
mm ² /AWG/kcmil	28-12		
Nominal current I _N	10 A		
Nominal voltage U _N	300 V		

Thermoelectric voltage terminal block pair - MTKD-NICRSI/ NISI - 5043321

Approvals

cUL Recognized		http://database.ul.com/cgi-bin/XYV/template/LISEXT/1FRAME/index.htm	FILE E 60425
mm ² /AWG/kcmil		28-12	
Nominal current I _N		10 A	
Nominal voltage U _N		300 V	

cULus Recognized		http://database.ul.com/cgi-bin/XYV/template/LISEXT/1FRAME/index.htm
------------------	---	---

Phoenix Contact 2018 © - all rights reserved
<http://www.phoenixcontact.com>

PHOENIX CONTACT GmbH & Co. KG
Flachsmarktstr. 8
32825 Blomberg
Germany
Tel. +49 5235 300
Fax +49 5235 3 41200
<http://www.phoenixcontact.com>