

Mini feed-through terminal block - MBK 10 - 1402018

Please be informed that the data shown in this PDF Document is generated from our Online Catalog. Please find the complete data in the user's documentation. Our General Terms of Use for Downloads are valid (<http://phoenixcontact.com/download>)




Mini feed-through terminal block, Connection method: Screw connection, Cross section: 0.5 mm² - 10 mm², AWG: 20 - 8, Width: 7.5 mm, Color: gray, Mounting type: NS 15

Why buy this product

- Space saving thanks to compact design and mounting option on a 15 mm DIN rail
- Clear arrangement thanks to marking of all terminal points
- Easy potential distribution thanks to standardized plug-in bridges

Key Commercial Data

Packing unit	1 STK
GTIN	 4 017918 020750
GTIN	4017918020750
Weight per Piece (excluding packing)	14.240 g
Custom tariff number	85369010
Country of origin	Germany

Technical data

General

Number of levels	1
Number of connections	2
Color	gray
Insulating material	PA
Flammability rating according to UL 94	V0
Nominal current I _N	61 A
Nominal voltage U _N	500 V

Mini feed-through terminal block - MBK 10 - 1402018

Technical data

General

Open side panel	No
Shock protection test specification	IEC 60529:1989-11
Back of the hand protection	guaranteed
Finger protection	guaranteed
Result of surge voltage test	Test passed
Surge voltage test setpoint	7.3 kV
Result of power-frequency withstand voltage test	Test passed
Power frequency withstand voltage setpoint	1.89 kV
Result of the test for mechanical stability of terminal points (5 x conductor connection)	Test passed
Result of bending test	Test passed
Bending test rotation speed	10 rpm
Bending test turns	135
Bending test conductor cross section/weight	0.5 mm ² / 0.3 kg
	6 mm ² / 1.4 kg
	10 mm ² / 2 kg
Tensile test result	Test passed
Conductor cross section tensile test	0.5 mm ²
Tractive force setpoint	20 N
Conductor cross section tensile test	6 mm ²
Tractive force setpoint	80 N
Conductor cross section tensile test	10 mm ²
Tractive force setpoint	90 N
Result of tight fit on support	Test passed
Tight fit on carrier	NS 15
Setpoint	5 N
Result of voltage-drop test	Test passed
Requirements, voltage drop	≤ 3.2 mV
Result of temperature-rise test	Test passed
Short circuit stability result	Test passed
Conductor cross section short circuit testing	6 mm ²
Short-time current	0.72 kA
Conductor cross section short circuit testing	10 mm ²
Short-time current	1.2 kA
Result of thermal test	Test passed
Proof of thermal characteristics (needle flame) effective duration	30 s
Relative insulation material temperature index (Elec., UL 746 B)	130 °C

Mini feed-through terminal block - MBK 10 - 1402018

Technical data

General

Temperature index of insulation material (DIN EN 60216-1 (VDE 0304-21))	125 °C
Static insulating material application in cold	-60 °C
Behavior in fire for rail vehicles (DIN 5510-2)	Test passed
Flame test method (DIN EN 60695-11-10)	V0
Oxygen index (DIN EN ISO 4589-2)	>32 %
NF F16-101, NF F10-102 Class I	2
NF F16-101, NF F10-102 Class F	2
Surface flammability NFPA 130 (ASTM E 162)	passed
Specific optical density of smoke NFPA 130 (ASTM E 662)	passed
Smoke gas toxicity NFPA 130 (SMP 800C)	passed
Calorimetric heat release NFPA 130 (ASTM E 1354)	27,5 MJ/kg
Fire protection for rail vehicles (DIN EN 45545-2) R22	HL 1 - HL 3
Fire protection for rail vehicles (DIN EN 45545-2) R23	HL 1 - HL 3
Fire protection for rail vehicles (DIN EN 45545-2) R24	HL 1 - HL 3
Fire protection for rail vehicles (DIN EN 45545-2) R26	HL 1 - HL 3

Dimensions

Width	7.5 mm
Length	33 mm
Height NS 35/7,5	32.5 mm

Connection data

Connection method	Screw connection
Connection in acc. with standard	IEC 60947-7-1
Conductor cross section solid min.	0.5 mm ²
Conductor cross section solid max.	10 mm ²
Conductor cross section AWG min.	20
Conductor cross section AWG max.	8
Conductor cross section flexible min.	0.5 mm ²
Conductor cross section flexible max.	6 mm ²
Min. AWG conductor cross section, flexible	20
Max. AWG conductor cross section, flexible	10
Tightening torque, min	1.5 Nm
Tightening torque max	1.8 Nm

Standards and Regulations

Connection in acc. with standard	CSA
	IEC 60947-7-1
Flammability rating according to UL 94	V0

Mini feed-through terminal block - MBK 10 - 1402018

Technical data

Environmental Product Compliance

China RoHS	Environmentally friendly use period: unlimited = EFUP-e
	No hazardous substances above threshold values

Classifications

eCl@ss

eCl@ss 4.0	27141123
eCl@ss 4.1	27141123
eCl@ss 5.0	27141120
eCl@ss 5.1	27141120
eCl@ss 6.0	27141120
eCl@ss 7.0	27141120
eCl@ss 8.0	27141120
eCl@ss 9.0	27141120

ETIM

ETIM 2.0	EC000897
ETIM 3.0	EC000897
ETIM 4.0	EC000897
ETIM 5.0	EC000897
ETIM 6.0	EC000897

UNSPSC

UNSPSC 6.01	30211811
UNSPSC 7.0901	39121410
UNSPSC 11	39121410
UNSPSC 12.01	39121410
UNSPSC 13.2	39121410

Approvals

Approvals

Approvals


CSA / UL Recognized / cUL Recognized / BV / NK / EAC / cULus Recognized


Ex Approvals


Mini feed-through terminal block - MBK 10 - 1402018

Approvals

Approval details


CSA		http://www.csagroup.org/services/testing-and-certification/certified-product-listing/	13631
mm ² /AWG/kcmil	26-8		
Nominal current I _N	55 A		
Nominal voltage U _N	300 V		

UL Recognized		http://database.ul.com/cgi-bin/XYV/template/LISEXT/1FRAME/index.htm	FILE E 60425
mm ² /AWG/kcmil	26-8		
Nominal current I _N	50 A		
Nominal voltage U _N	600 V		

cUL Recognized		http://database.ul.com/cgi-bin/XYV/template/LISEXT/1FRAME/index.htm	FILE E 60425
mm ² /AWG/kcmil	26-8		
Nominal current I _N	50 A		
Nominal voltage U _N	600 V		

BV		http://www.veristar.com/portal/veristarinfo/generalinfo/approved/approvedProducts/equipmentAndMaterials	05401/D0 BV
----	---	---	-------------

NK	ClassNK	http://www.classnk.or.jp/hp/en/	09 ME 142
----	----------------	---	-----------

EAC		EAC-Zulassung	
-----	---	---------------	--

Mini feed-through terminal block - MBK 10 - 1402018

Approvals

cULus Recognized



<http://database.ul.com/cgi-bin/XYV/template/LISEXT/1FRAME/index.htm>

Accessories

Accessories

DIN rail

DIN rail, unperforated - NS 15 UNPERF 2000MM - 1401695



DIN rail, material: Steel, unperforated, height 5.5 mm, width 15 mm, length: 2 m

DIN rail perforated - NS 15 PERF 2000MM - 1401682



DIN rail, material: steel galvanized and passivated with a thick layer, perforated, height 5.5 mm, width 15 mm, length: 2000 mm

DIN rail perforated - NS 15 AL PERF 2000MM - 1401763



DIN rail, material: Aluminum, perforated, height 5.5 mm, width 15 mm, length: 2 m

DIN rail perforated - NS 15 WH PERF 2000MM - 1204096



DIN rail, material: steel, perforated, height 5.5 mm, width 15 mm, length: 2 m

End block

Mini feed-through terminal block - MBK 10 - 1402018

Accessories

End clamp - E/MBK - 1401637



End clamp, width: 6.2 mm, color: gray

End clamp - E/MK - 1421633



End clamp, width: 6.2 mm, color: gray

End clamp - E/MK 1 - 1421659



End clamp width: 6 mm, color: gray

Insertion bridge

Insertion bridge - EB 2- BK 4 - 0801157



Insertion bridge, 2-pos., for strip terminal block, BK 4

Insertion bridge - EB 3- BK 4 - 0801144



Insertion bridge, 3-pos., for strip terminal block, BK 4

Mini feed-through terminal block - MBK 10 - 1402018

Accessories

Insertion bridge - EB 10- BK 4 - 0801131



Insertion bridge, 10-pos., for strip terminal block, BK 4

Partition plate

Partition plate - ATP-MBK - 1413227



Partition plate, Length: 42.5 mm, Width: 2.5 mm, Height: 30.5 mm, Color: gray
