

1000 TVL Indoor IR Dome Camera

HT649K 2.8-12mm auto iris varifocal lens, black housing

Features








- 1/3" 1.3MP Sony Sensor
- 1000 TV lines of resolution
- 28 IR LEDs
- Chameleon Cover™: snaps on and can be painted to match any décor!
- Highest resolution: vivid sharp picture in complete darkness
- No noise, ghosting effect with DNR
- 3DNR (digital noise reduction)
- DWDR (digital wide dynamic range)
- Smart digital zoom
- Full OSD operation
- Digital image stabilizer
- De-fog
- 3 axis lens mount
- 12VDC / 24VAC dual voltage operation
- 5 year warranty



Specifications

Image Sensor	1/3" 1.3MP Sony Sensor	Privacy Masking	8 zones
Resolution.....	1000 TV lines	Mirror	H-Rev / V-Rev / Rotate / PIP
Minimum Illumination.....	0.01 lux @ F1.2 / IR LED On	Digital Zoom	x8
Effective Pixels	1305 (H) x 1049 (V)	Smart Digital Zoom.....	On / Off
Total Pixels	1312 (H) x 1069 (V)	De-Fog.....	On / Off
TV System.....	NTSC	3DNR.....	1 – 200 level selectable
Scanning System.....	2:1 interlace	DIS.....	On / Off
Number of IR LEDs	28	Power Supply	12VDC / 24VAC dual voltage operation (power supply not included)
IR Range	164 ft. (depending on scene reflection)	Power Consumption	12VDC, 500mA / 24VAC, 250mA
IR LED Wavelength	850nm	Storage Temperature/	
S/N Ratio	52dB	Humidity.....	-4° F – 140° F / 20% – 95% RH
Video Output.....	1.0Vp-p / 75 ohms	Operating Temperature/	
DWDR	Indoor / Off	Humidity.....	-4° F – 140° F / 20% – 95% RH
Backlight Compensation.....	BLC / HLC / WDR / Off	Dimensions.....	3.94" (H) x 5.12" (Dia.)
Day/Night.....	Auto / Color / B/W / Ext	Weight	1.32 lbs.
AGC.....	0 – 20		
Sense-Up.....	Auto / Off (x2 – x256)		
White Balance	ATW / AWB / AWC – Set / Manual (1,800°K – 11,000°K)		

Optional Accessories

	INTPM Pendant Mount		INTWM Wall Mount		DFM Tile Ceiling Flush Mount		INTCM Corner/Pole Adaptor (use with INTWM only)		CVCJBD Dome Camera Junction Box		PSW4 24VAC Power Supply		PSW5 12VDC Power Supply
---	-------------------------------	---	----------------------------	---	--	---	---	---	---	---	-----------------------------------	---	-----------------------------------

*Chameleon Cover™ - for best results when used outdoors, waterproof paint is recommended. Speco Technologies is constantly developing and improving products. We reserve the right to modify product design and specifications without notice and without incurring any obligation. Spec Rev. 1/15/16

