

# CABLE ASSEMBLY INSTRUCTION

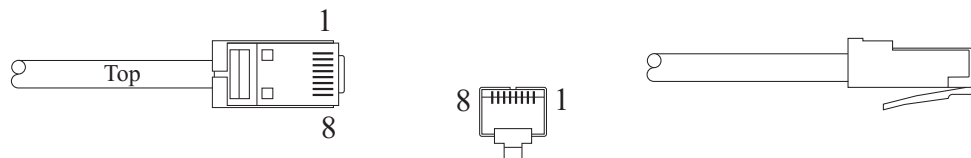
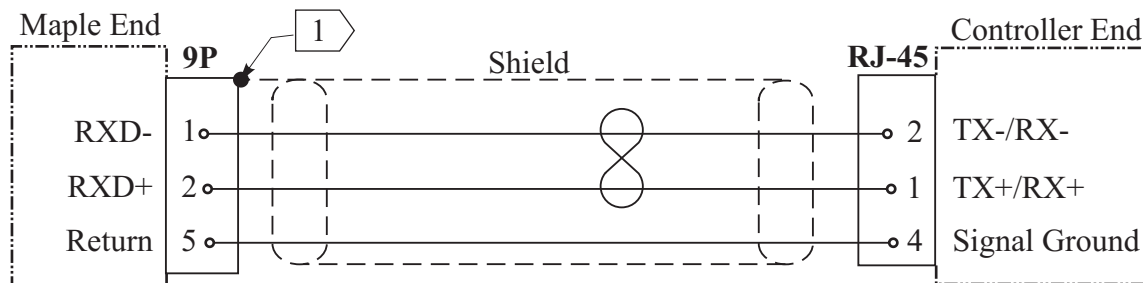
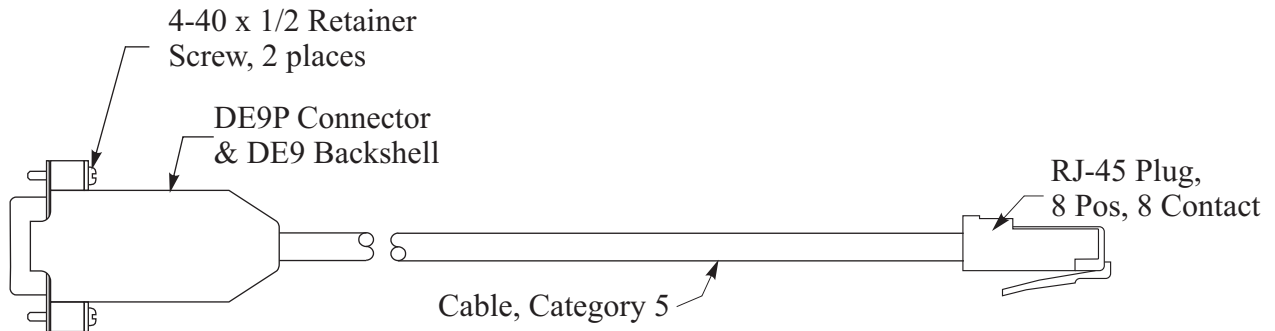
<u>Maple Model(s)</u>	<u>PLC or Controller</u>	<u>Communication Type</u>
HMI5000 Series (COM1) HMI600 Series (COM1)	Allen-Bradley SLC500 Series	RS-485 with RJ-45 Connector at Controller



## Summary

Use the wiring diagram and illustration to assemble a communication cable for use with an Allen-Bradley SLC500 Series PLC.

## Drawing and Schematic



## Notes

- 1 Shield wire must be terminated to controller metal shell.