

Single relay - REL-MR- 24DC/21HC AU/MS - 2987927

Please be informed that the data shown in this PDF Document is generated from our Online Catalog. Please find the complete data in the user's documentation. Our General Terms of Use for Downloads are valid (<http://phoenixcontact.com/download>)




Plug-in miniature relay, with multi-layer contact with hard gold coating, 1 PDT, test button, mechanical switch position indicator, status LED, freewheeling diode, polarity A1+, A2-, input voltage 24 V DC

Why buy this product

- With detectable manual operation
- Mechanical switch position indicator
- Switching current of up to 16 A
- Integrated status LED
- DC types with integrated freewheeling diode



Key Commercial Data

Packing unit	10 STK
Minimum order quantity	10 STK
GTIN	 4 046356 481052
GTIN	4046356481052

Technical data

Dimensions

Width	12.7 mm
Height	29 mm
Depth	25 mm

Ambient conditions

Ambient temperature (operation)	-40 °C ... 70 °C
Ambient temperature (storage/transport)	-40 °C ... 85 °C

Coil side

Nominal input voltage U_N	24 V DC
Typical input current at U_N	17 mA

Single relay - REL-MR- 24DC/21HC AU/MS - 2987927

Technical data

Coil side

Typical response time	9 ms
Typical release time	6 ms
Power dissipation for nominal condition	0.41 W

Contact side

Contact type	1 PDT
Type of switch contact	Single contact
Contact material	AgNi, hard gold-plated
Maximum switching voltage	30 V AC
	36 V DC
Minimum switching voltage	12 V (At 1 mA)
Min. switching current	1 mA (at 12 V)
Maximum inrush current	50 mA
Limiting continuous current	50 mA
Switching capacity in acc. with DIN VDE 0660/IEC 60947	3 A (at 240 V, AC15)

Contact side (with destroyed gold layer)

Contact material	AgNi
Note	the following values are applicable if a gold layer is destroyed
Maximum switching voltage	250 V AC/DC
Minimum switching voltage	6 V AC/DC
Limiting continuous current	16 A
Maximum inrush current	30 A (300 ms)
Min. switching current	100 mA
Interrupting rating (ohmic load) max.	4000 VA (for 250 V AC)
Switching capacity in acc. with DIN VDE 0660/IEC 60947	2 A (at 24 V, DC13)
	3 A (at 24 V, AC15)
	3 A (at 120 V, AC15)
	3 A (at 240 V, AC15)

General

Test voltage relay winding/relay contact	5 kV AC (50 Hz, 1 min.)
Mechanical service life	5x 10 ⁶ cycles

Standards and Regulations

Connection in acc. with standard	CUL
Standards/regulations	EN 61810-1
	VDE 0435-201
	EN 50178

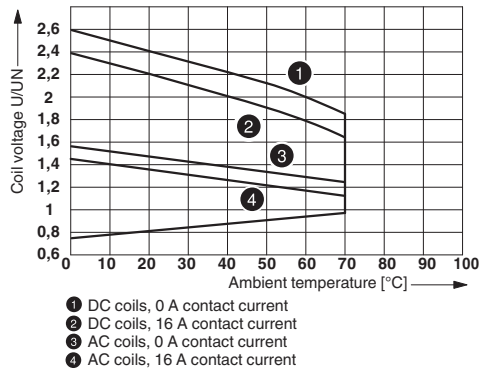
Environmental Product Compliance

China RoHS	Environmentally friendly use period: unlimited = EFUP-e
	No hazardous substances above threshold values

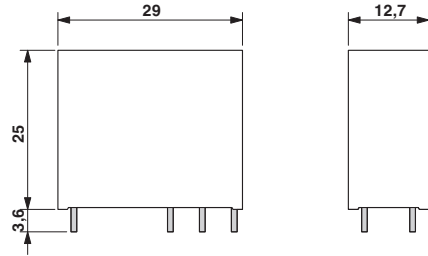
Single relay - REL-MR- 24DC/21HC AU/MS - 2987927

Drawings

Diagram

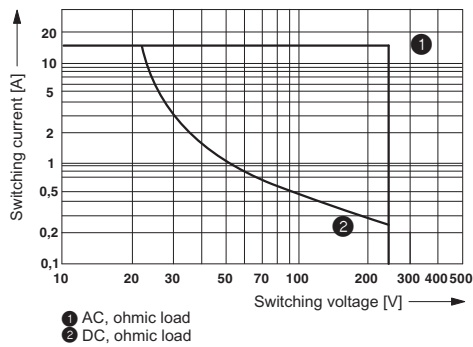


Dimensional drawing

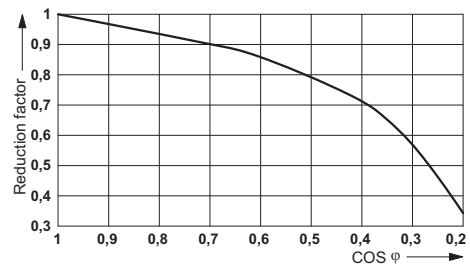


Operating voltage range

Diagram



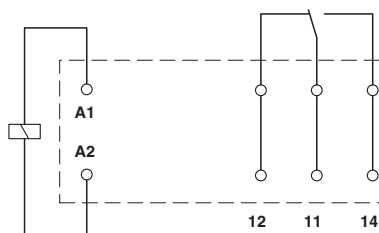
Diagram



Interrupting rating

Service life reduction factor with various cos phi

Circuit diagram



Approvals

Approvals

Approvals

UL Recognized / VDE Zeichengenehmigung / cUL Recognized / EAC / cULus Recognized

Single relay - REL-MR- 24DC/21HC AU/MS - 2987927

Approvals

Ex Approvals

Approval details

UL Recognized		http://database.ul.com/cgi-bin/XYV/template/LISEXT/1FRAME/index.htm	FILE E 195083
---------------	--	---	---------------

VDE Zeichengenehmigung		http://www2.vde.com/de/Institut/Online-Service/VDE-gepruefteProdukte/Seiten/Online-Suche.aspx	40027210
------------------------	--	---	----------

cUL Recognized		http://database.ul.com/cgi-bin/XYV/template/LISEXT/1FRAME/index.htm	FILE E 195083
----------------	--	---	---------------

EAC			RU C- DE.A*30.B.01082
-----	--	--	--------------------------

cULus Recognized		http://database.ul.com/cgi-bin/XYV/template/LISEXT/1FRAME/index.htm	
------------------	--	---	--

Phoenix Contact 2018 © - all rights reserved
<http://www.phoenixcontact.com>

PHOENIX CONTACT GmbH & Co. KG
Flachsmarktstr. 8
32825 Blomberg
Germany
Tel. +49 5235 300
Fax +49 5235 3 41200
<http://www.phoenixcontact.com>