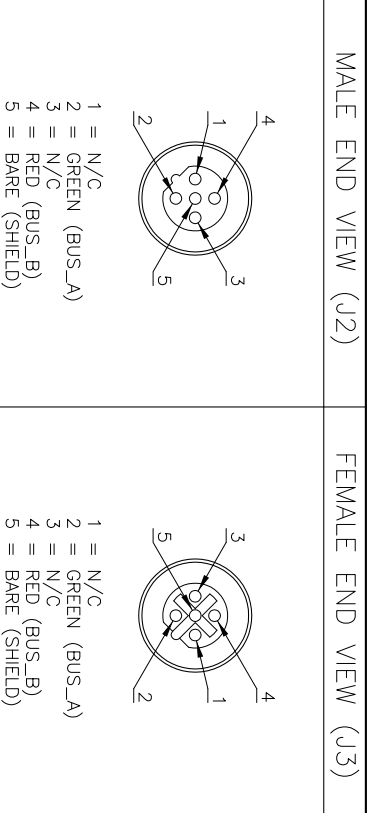
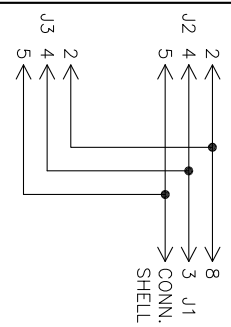
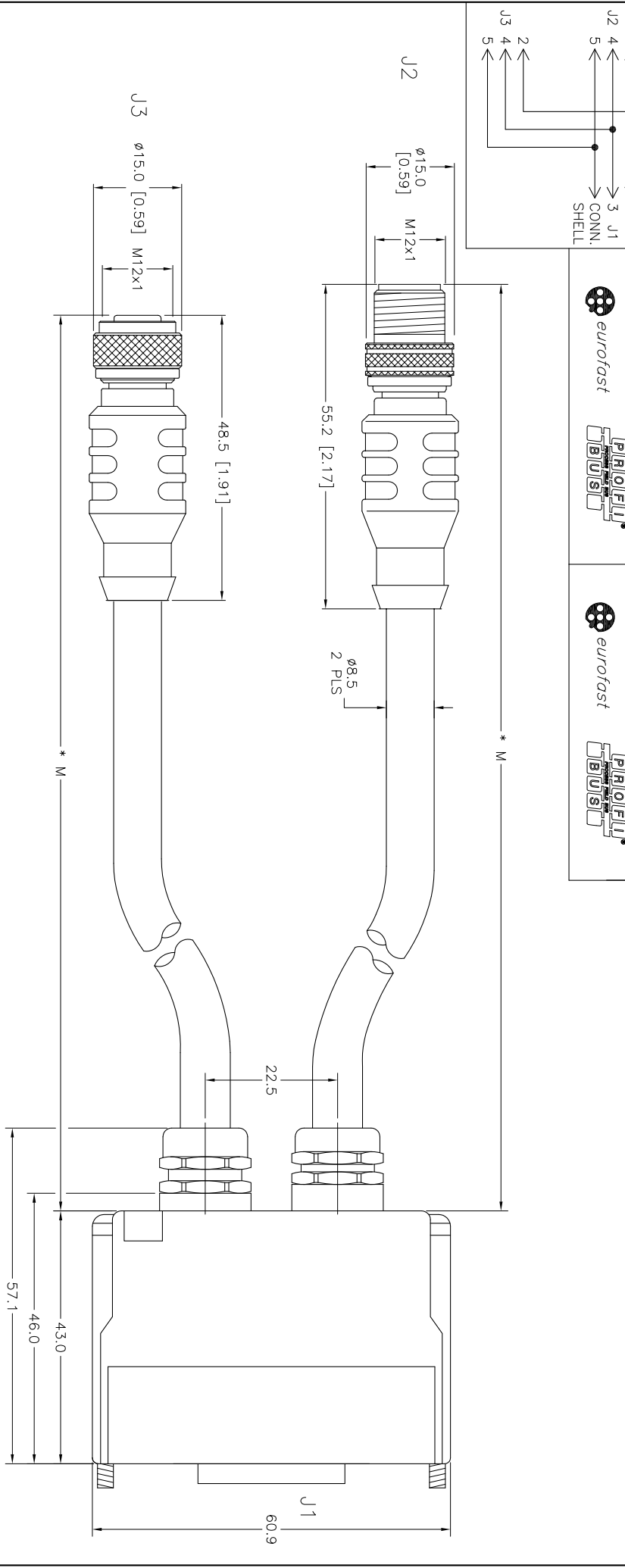


J1 PINOUT



SPECIFICATIONS	
CONTACT CARRIER MATERIAL (EUROFAST)	PA 12 (NYLON)
MOLDED HEAD MATERIAL/COLOR	THERMOPLASTIC PUR/BLACK
CONTACT MATERIAL/PLATING	GOLD-PLATED BRASS
COUPLING NUT MATERIAL/PLATING	NICKEL PLATED BRASS
RATED CURRENT [A]	4.0 A
RATED VOLTAGE [V]	250 V
OUTER JACKET MATERIAL/COLOR	POLYURETHANE/VIOLET
CONDUCTOR INSULATION MATERIAL	POLYETHYLENE
# OF CONDUCTORS [AWG]	2x22 AWG (SHIELDED DATA PAIR WITH DRAIN WIRE)
TEMPERATURE RANGE	-40°C to 80°C (-40°F to 176°F)
PROTECTION CLASS	MEETS NEMA 1,3,4,6, 13 AND IEC IP67
SPACINGS	TO VDE 0110 GROUP C



REV	DESCRIPTION	RDS	BY	DATE	ECO NO.
C	UPDATE TO SHOW CURRENT EURO MALE COUPLING NUTS			12/03/03	11048

RELATED DOCUMENTS		3RD ANGLE PROJECTION		THIS DOCUMENT IS PROPERTY OF InterlinkBT LLC. USE OF THIS DOCUMENT WITHOUT WRITTEN PERMISSION IS PROHIBITED.		DATE		DESCRIPTION	
1.				DRFT	IK	6/16/98	RSSW DB9 RКСW 457-*M/*M /S825	3000 CAMPUS DRIVE MINNEAPOLIS, MN 55441 1-888-546-5880 (763) 694-2300 (763) 694-2399 fax InterlinkBT.com	
2.				DSGN	N/A	N/A			
3.				UNIT OF MEASUREMENT <b>MILLIMETERS</b>					
4.				TOLERANCES UNLESS OTHERWISE SPECIFIED					
MATERIAL		FINISH		DO NOT SCALE THIS DRAWING		FILE: PROFIBUS\U0373-012		SHEET 1 OF 1	