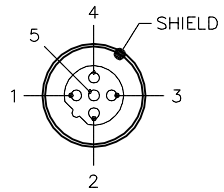
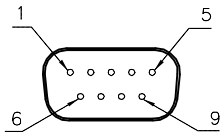


MALE END VIEW (P2)



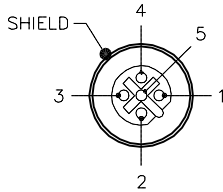
- 1 = N/C
- 2 = GREEN (BUS_A)
- 3 = N/C
- 4 = RED (BUS_B)
- 5 = BARE (SHIELD)

DB9 END VIEW



- 1 = BARE (SHIELD)
- 2 = N/C
- 3 = RED (BUS_B)
- 4 = N/C
- 5 = N/C
- 6 = N/C
- 7 = N/C
- 8 = GREEN (BUS_A)
- 9 = N/C

FEMALE END VIEW (J1)



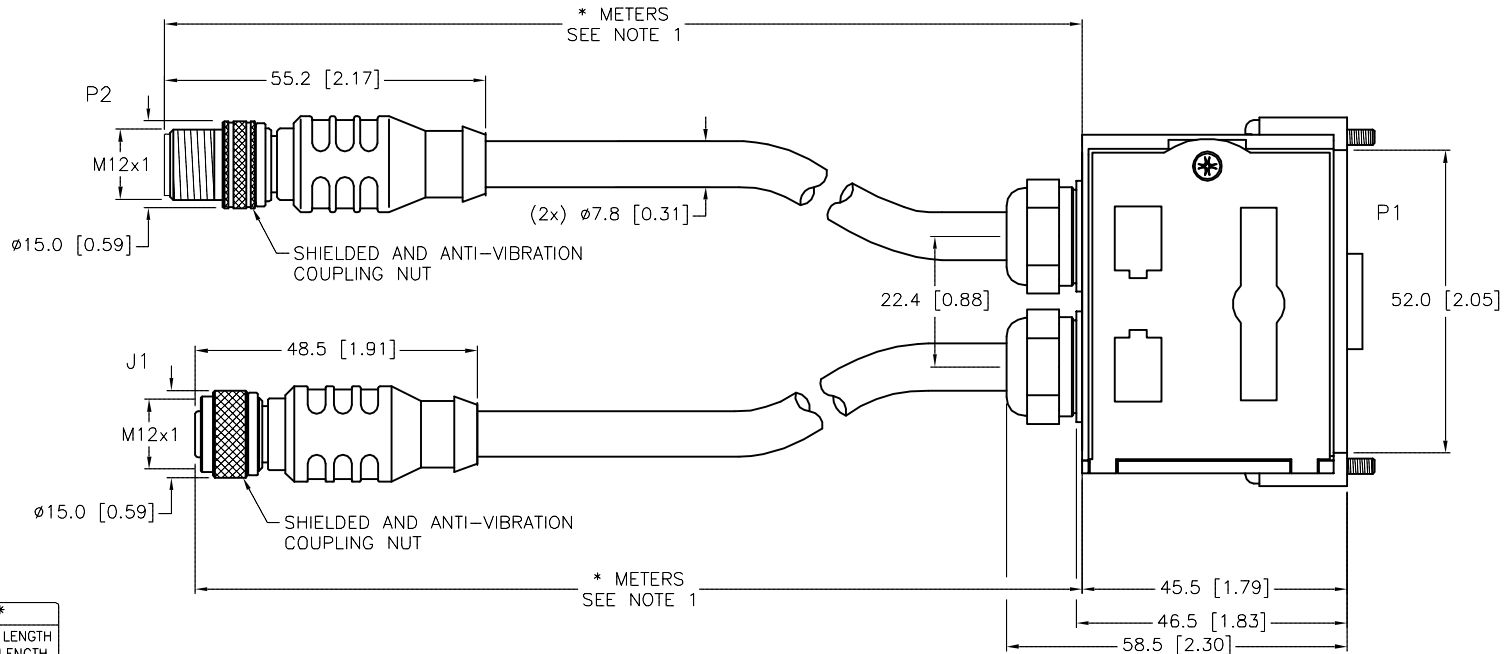
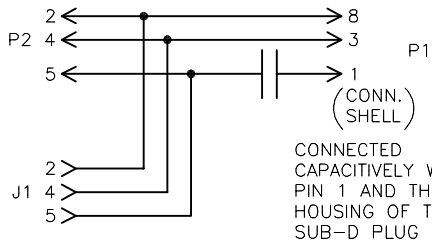
- 1 = N/C
- 2 = GREEN (BUS_A)
- 3 = N/C
- 4 = RED (BUS_B)
- 5 = BARE (SHIELD)

SPECIFICATIONS

CONTACT CARRIER MATERIAL (J1,P2)	TPU or NYLON
MOLDED HEAD MATERIAL/COLOR (J1,P2)	TPU/BLACK
CONTACT MATERIAL/PLATING (J1,P2)	BRASS/GOLD
COUPLING NUT MATERIAL/PLATING (J1,P2)	BRASS/NICKEL
RATED CURRENT [A]	4.0 A
RATED VOLTAGE [V]	250 V
OUTER JACKET MATERIAL/COLOR	TPU/PLUM
CONDUCTOR INSULATION MATERIAL	FOAMED HDPE
NUMBER OF CONDUCTORS [AWG]	2x22 AWG
TEMPERATURE RANGE	0°C to +60°C (+32°F to +140°F)
PROTECTION CLASS	MEETS IEC IP67



WIRING DIAGRAM



CABLE LENGTH	TOLERANCE*
ALL LENGTHS	+ 4% (OR 50mm) OF LENGTH - 0% (OR 0mm) OF LENGTH WHICHEVER IS GREATER
STRIP LENGTH	TOLERANCE*
0-7mm	±0.5mm
8-29mm	±1.0mm
30-49mm	±2.0mm
50-69mm	±3.0mm
70-100mm	±4.0mm
OVER 100mm	±5.0mm

* UNLESS OTHERWISE SPECIFIED

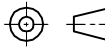
NOTES:

1. "*" INDICATES CABLE LENGTH IN METERS. CONTACT TURCK TO ORDER SPECIFIC LENGTHS.

RELATED DOCUMENTS

- 1.
- 2.
- 3.
- 4.

3RD ANGLE PROJECTION



THIS DRAWING IS CONFIDENTIAL AND THE PROPERTY OF TURCK INC. USE OF THIS DOCUMENT WITHOUT WRITTEN PERMISSION IS PROHIBITED.



3000 CAMPUS DRIVE
MINNEAPOLIS, MN 55441
1-800-544-7769
(763) 553-7300
(763) 553-0708 fax
www.turck.us

MATERIAL

FINISH

ALL DIMENSIONS DISPLAYED ON THIS DRAWING ARE FOR REFERENCE ONLY

CONTACT TURCK FOR MORE INFORMATION

DRFT IK
APVD

DATE 6/16/98
SCALE 1=1.3

UNIT OF MEASUREMENT
MILLIMETER [INCH]

DESCRIPTION
RSSW DB9 RKSU 457-*M/*M/S825

IDENTIFICATION NO.

REV

I	UPDATE CABLE JACKET COLOR	NF	10/13/16	56653
REV	DESCRIPTION	BY	DATE	ECO NO.

DO NOT SCALE THIS DRAWING

FILE: 777005691

SHEET 1 OF 1