

POTENTIOMETER, COMPACT, 22MM, ROUND, PLASTIC, BLACK, 470K OHMS, WITH HOLDER, SCREW TERMINALS CONFORMITY WITH ROHS UNCONFIRMED



Figure similar

product brand name	SIRIUS ACT
Product designation	Commanding and signaling devices
Design of the product	Potentiometer
Manufacturer's article number	
• of the supplied holder	<a href="#">3SU1500-0AA10-0AA0</a>
<b>Enclosure:</b>	
Number of command points	1
<b>Actuator:</b>	
Design of the operating mechanism	Rotary knob
Manner of function of the actuating element	infinitely rotatable
Color	
• of the actuating element	black
Material of the actuating element	plastic
Shape of the actuating element	round
Outer diameter of the actuating element	30 mm
<b>Front ring:</b>	
Product component front ring	No
<b>Holder:</b>	

<b>Material of the holder</b>	Plastic
-------------------------------	---------

### General technical data:

<b>Consumed active power</b>	0.5 W
<b>Insulation voltage</b>	
• rated value	500 V
<b>Degree of pollution</b>	3
<b>Protection class IP</b>	IP66, IP67, IP69(IP69K)
• of the terminal	IP20
<b>Degree of protection NEMA rating</b>	NEMA 1, 2, 3, 3R, 4, 4X, 12
<b>Shock resistance</b>	
• acc. to IEC 60068-2-27	Sinusoidal half-wave 50 g / 11 ms
• for railway applications acc. to DIN EN 61373	Category 1, Class B
<b>Vibration resistance</b>	
• acc. to IEC 60068-2-6	10 ... 500 Hz: 5g
• for railway applications acc. to DIN EN 61373	Category 1, Class B
<b>Mechanical service life (switching cycles)</b>	
• typical	25 000
<b>Equipment marking</b>	
• acc. to DIN EN 61346-2	S
• acc. to DIN EN 81346-2	S

### Connections/ Terminals:

<b>Type of electrical connection</b>	screw-type terminals
<b>Type of connectable conductor cross-sections</b>	
• solid with core end processing	2x (0.5 ... 0.75 mm <sup>2</sup> )
• solid without core end processing	2x (1.0 ... 1.5 mm <sup>2</sup> )
• finely stranded with core end processing	2x (0.5 ... 1.5 mm <sup>2</sup> )
• finely stranded without core end processing	2x (1,0 ... 1,5 mm <sup>2</sup> )
• at AWG conductors	2x (18 ... 14)
<b>Connectable conductor cross-section</b>	
• finely stranded with core end processing	0.5 ... 1.5 mm <sup>2</sup>
<b>Tightening torque of the screws in the bracket</b>	1 ... 1.2 N·m
<b>Tightening torque</b>	
• with screw-type terminals	0.8 ... 1 N·m




### Ambient conditions:

<b>Ambient temperature</b>	
• during operation	-25 ... +70 °C
• during storage	-40 ... +80 °C
<b>Environmental category during operation acc. to IEC 60721</b>	3M6, 3S2, 3B2, 3C3, 3K6 (with relative air humidity of 10 ... 95 %, no condensation in operation permitted for all devices behind front panel)

### Installation/ mounting/ dimensions:

Height	40 mm
Width	30 mm
Shape of the installation opening	round
Mounting diameter	22.3 mm
Mounting height	19.4 mm
Installation width	30 mm
Installation depth	46 mm

#### Certificates/approvals

General Product Approval		Declaration of Conformity	Test Certificates	
				<a href="#">Werksbescheinigung</a>
CSA	UL		EG-Konf.	<a href="#">spezielle Prüfbescheinigungen</a>

#### other

[Bestätigungen](#)

#### Further information

**Information- and Downloadcenter (Catalogs, Brochures,...)**

<http://www.siemens.com/industrial-controls/catalogs>

**Industry Mall (Online ordering system)**

<https://mall.industry.siemens.com/mall/en/en/Catalog/product?mlfb=3SU12002PV101AA0>

**Cax online generator**

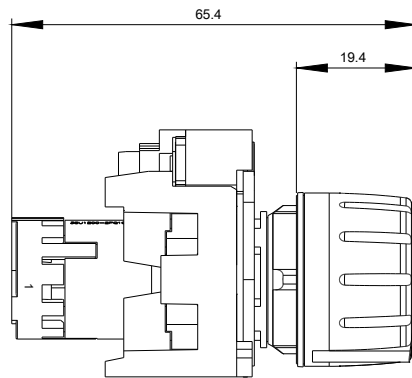
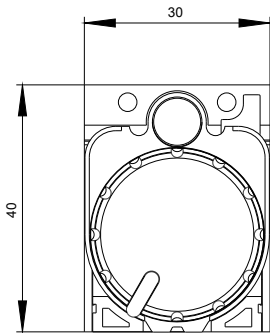
<http://support.automation.siemens.com/WW/CAXorder/default.aspx?lang=en&mlfb=3SU12002PV101AA0>

**Service&Support (Manuals, Certificates, Characteristics, FAQs,...)**

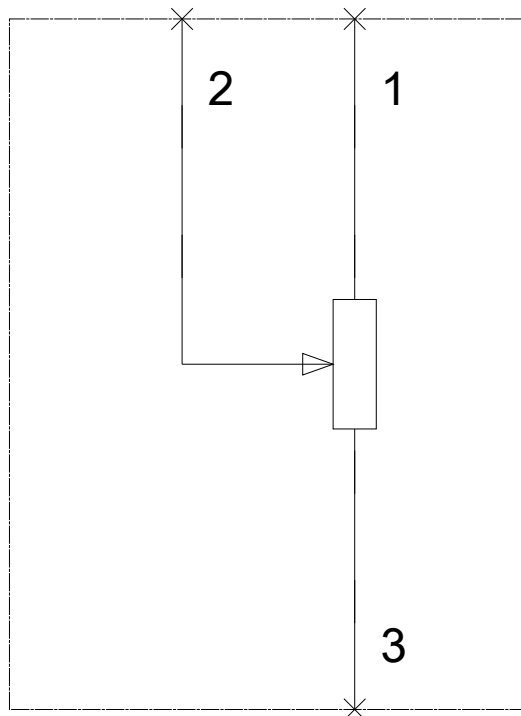
<https://support.industry.siemens.com/cs/ww/en/ps/3SU12002PV101AA0>

**Image database (product images, 2D dimension drawings, 3D models, device circuit diagrams, EPLAN macros, ...)**

[http://www.automation.siemens.com/bilddb/cax\\_de.aspx?mlfb=3SU12002PV101AA0&lang=en](http://www.automation.siemens.com/bilddb/cax_de.aspx?mlfb=3SU12002PV101AA0&lang=en)



**-R**  
470 kOhm



last modified:

27.05.2016