MALE END VIEW	FEMALE END VIEW	WIRING DIAGRAM	SPECIFICATIONS	
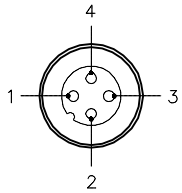	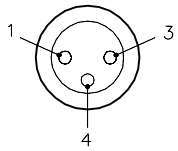	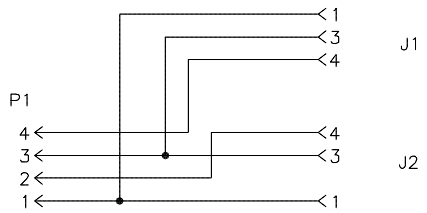	CONTACT CARRIER MATERIAL	NYLON OR TPU
			MOLDED HEAD MATERIAL/COLOR	TPU/YELLOW
			CONTACT MATERIAL/PLATING	BRASS/GOLD
			COUPLING NUT MATERIAL/PLATING	BRASS/NICKEL
			RATED CURRENT [A]	2.0 A
			RATED VOLTAGE [V]	60 VAC, 75 VDC
			OUTER JACKET MATERIAL/COLOR	PVC/YELLOW
			CONDUCTOR INSULATION MATERIAL	PVC
			CONDUCTORS [AWG]	3x24 AWG
			TEMPERATURE RATING	−40°C to +105°C (−40°F to +221°F)
			PROTECTION CLASS	MEETS NEMA 1,3,4,6P AND IEC IP67

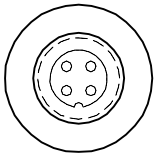

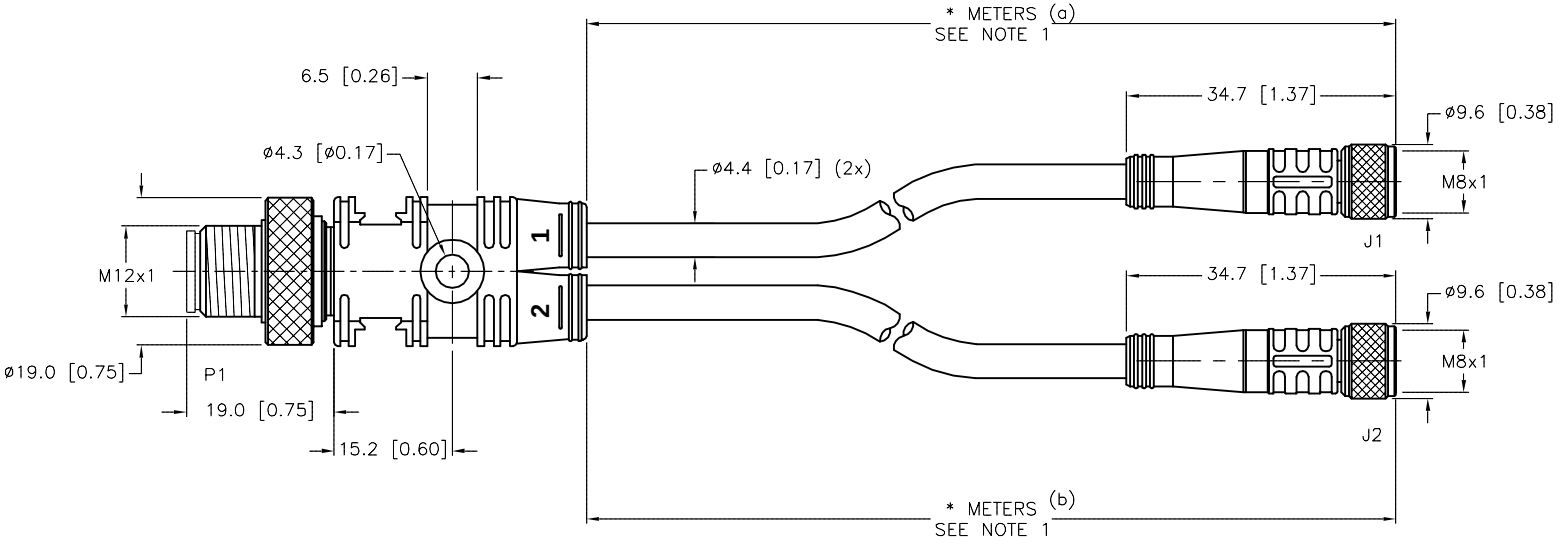

CABLE LENGTH	TOLERANCE*
ALL LENGTHS	+ 4% (OR 50mm) OF LENGTH − 0% (OR 0mm) OF LENGTH WHICHEVER IS GREATER
STRIP LENGTH	**TOLERANCE***
0−7mm	±0.5mm
8−29mm	±1.0mm
30−49mm	±2.0mm
50−69mm	±3.0mm
70−100mm	±4.0mm
OVER 100mm	±5.0mm
*** UNLESS OTHERWISE SPECIFIED**	

SOURCE DRAWING - FOR REFERENCE ONLY

NOTES:

1. "*" INDICATES CABLE LENGTH IN METERS. CONTACT TURCK TO ORDER SPECIFIC LENGTHS.

2. "/S857" DESIGNATES MOUNTING HOLE ADDED.

REV	DESCRIPTION	BY	DATE	ECO NO.
D	UPDATE CABLE SPECS, SEE ECO	RDS	02/01/12	37994

RELATED DOCUMENTS
1.
2.
3.
4.

3RD ANGLE PROJECTION

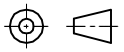

THIS DRAWING IS CONFIDENTIAL AND THE PROPERTY OF TURCK INC. USE OF THIS DOCUMENT WITHOUT WRITTEN PERMISSION IS PROHIBITED.

TURCK

3000 CAMPUS DRIVE
MINNEAPOLIS, MN 55441
1-800-544-7769
(763) 553-7300
(763) 553-0708 fax
www.turck.us

MATERIAL: SEE SPECIFICATIONS

FINISH: SEE SPECIFICATIONS

ALL DIMENSIONS DISPLAYED ON THIS DRAWING ARE FOR REFERENCE ONLY

CONTACT TURCK FOR MORE INFORMATION

DRFT: RWC | DATE: 05/07/07
APVD: | SCALE: 1=1.0

UNIT OF MEASUREMENT
MILLIMETER [INCH]
DO NOT SCALE THIS DRAWING

DESCRIPTION: VBRS 4.4−2PKG 3M−*/*/S857
(a) (b)

IDENTIFICATION NO.:

REV: D

FILE: 777000524 | SHEET 1 OF 1