

POTENTIOMETER, COMPACT, 22MM, ROUND, PLASTIC, BLACK, 1K OHMS, WITH HOLDER, SCREW TERMINALS CONFORMITY WITH ROHS UNCONFIRMED



Figure similar

product brand name	SIRIUS ACT
Product designation	Commanding and signaling devices
Design of the product	Potentiometer
Manufacturer's article number	
• of the supplied holder	<a href="#">3SU1500-0AA10-0AA0</a>
<b>Enclosure:</b>	
Number of command points	1
<b>Actuator:</b>	
Design of the operating mechanism	Rotary knob
Manner of function of the actuating element	infinitely rotatable
Color	
• of the actuating element	black
Material of the actuating element	plastic
Shape of the actuating element	round
Outer diameter of the actuating element	30 mm
<b>Front ring:</b>	
Product component front ring	No
<b>Holder:</b>	

<b>Material of the holder</b>	Plastic
-------------------------------	---------

### General technical data:

<b>Consumed active power</b>	0.5 W
<b>Insulation voltage</b>	
• rated value	500 V
<b>Degree of pollution</b>	3
<b>Protection class IP</b>	IP66, IP67, IP69(IP69K)
• of the terminal	IP20
<b>Degree of protection NEMA rating</b>	NEMA 1, 2, 3, 3R, 4, 4X, 12
<b>Shock resistance</b>	
• acc. to IEC 60068-2-27	Sinusoidal half-wave 50 g / 11 ms
• for railway applications acc. to DIN EN 61373	Category 1, Class B
<b>Vibration resistance</b>	
• acc. to IEC 60068-2-6	10 ... 500 Hz: 5g
• for railway applications acc. to DIN EN 61373	Category 1, Class B
<b>Mechanical service life (switching cycles)</b>	
• typical	25 000
<b>Equipment marking</b>	
• acc. to DIN EN 61346-2	S
• acc. to DIN EN 81346-2	S

### Connections/ Terminals:

<b>Type of electrical connection</b>	screw-type terminals
<b>Type of connectable conductor cross-sections</b>	
• solid with core end processing	2x (0.5 ... 0.75 mm <sup>2</sup> )
• solid without core end processing	2x (1.0 ... 1.5 mm <sup>2</sup> )
• finely stranded with core end processing	2x (0.5 ... 1.5 mm <sup>2</sup> )
• finely stranded without core end processing	2x (1,0 ... 1,5 mm <sup>2</sup> )
• at AWG conductors	2x (18 ... 14)
<b>Connectable conductor cross-section</b>	
• finely stranded with core end processing	0.5 ... 1.5 mm <sup>2</sup>
<b>Tightening torque of the screws in the bracket</b>	1 ... 1.2 N·m
<b>Tightening torque</b>	
• with screw-type terminals	0.8 ... 1 N·m




### Ambient conditions:

<b>Ambient temperature</b>	
• during operation	-25 ... +70 °C
• during storage	-40 ... +80 °C
<b>Environmental category during operation acc. to IEC 60721</b>	3M6, 3S2, 3B2, 3C3, 3K6 (with relative air humidity of 10 ... 95 %, no condensation in operation permitted for all devices behind front panel)

### Installation/ mounting/ dimensions:

Height	40 mm
Width	30 mm
Shape of the installation opening	round
Mounting diameter	22.3 mm
Mounting height	19.4 mm
Installation width	30 mm
Installation depth	46 mm

#### Certificates/approvals

General Product Approval		Declaration of Conformity	Test Certificates	
				<a href="#">Werksbescheinigung</a>
CSA	UL		EG-Konf.	<a href="#">spezielle Prüfbescheinigungen</a>

#### other

[Bestätigungen](#)

#### Further information

##### Information- and Downloadcenter (Catalogs, Brochures,...)

<http://www.siemens.com/industrial-controls/catalogs>

##### Industry Mall (Online ordering system)

<https://mall.industry.siemens.com/mall/en/en/Catalog/product?mlfb=3SU12002PQ101AA0>

##### Cax online generator

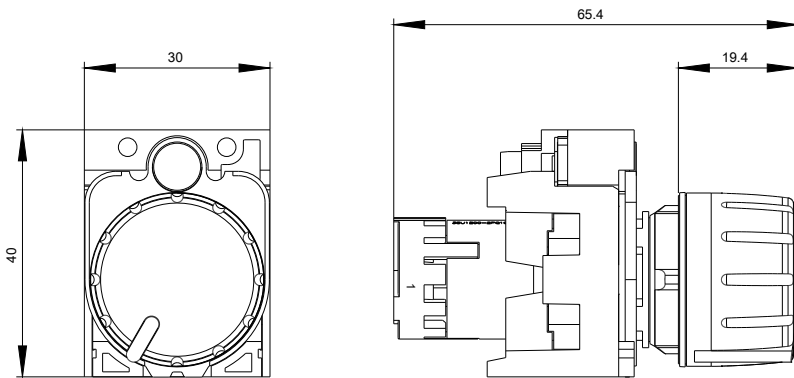
<http://support.automation.siemens.com/WW/CAXorder/default.aspx?lang=en&mlfb=3SU12002PQ101AA0>

##### Service&Support (Manuals, Certificates, Characteristics, FAQs,...)

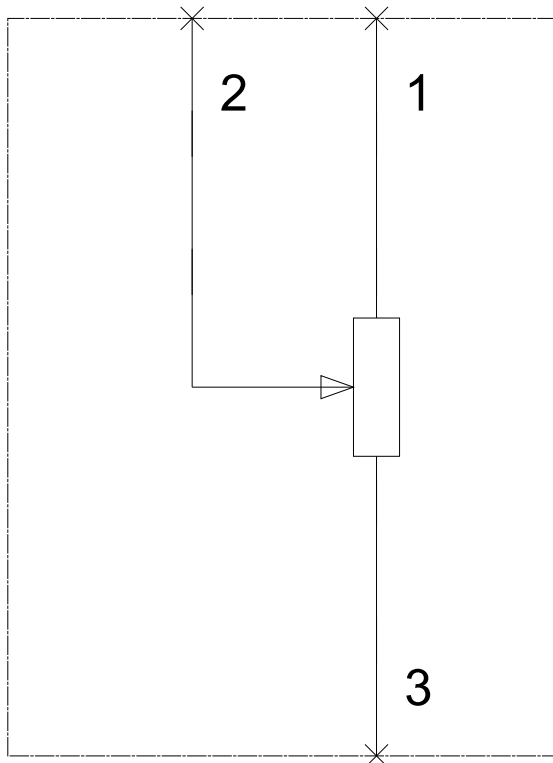
<https://support.industry.siemens.com/cs/ww/en/ps/3SU12002PQ101AA0>

##### Image database (product images, 2D dimension drawings, 3D models, device circuit diagrams, EPLAN macros, ...)

[http://www.automation.siemens.com/bilddb/cax\\_de.aspx?mlfb=3SU12002PQ101AA0&lang=en](http://www.automation.siemens.com/bilddb/cax_de.aspx?mlfb=3SU12002PQ101AA0&lang=en)



**-R**  
1 KOhm



last modified:

11.04.2016