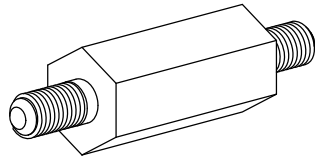
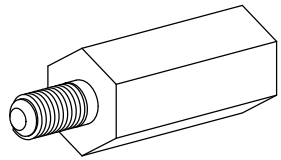


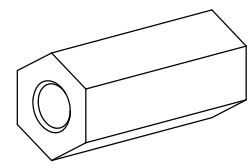
REV.	MODIFICATION.	DATE	DRN
01	ECN07-190	09/11/07	NJB
02	CO2010396	25/09/08	SF
03	CO2010452	23/10/08	TC
04	CO2011253	12/04/12	SF
05	CO2011301	17/01/13	SF



STYLE 3



STYLE 2



STYLE 1

NOTE:
UNTHREADED LENGTH = 1.5 [.059] PITCH MAX.

INFORMATION CONTAINED IN THIS DOCUMENT IS CONFIDENTIAL TO RICHCO INTERNATIONAL Co. Ltd. AND MAY NOT BE DISCLOSED OR REPRODUCED IN WHOLE OR PART WITHOUT THEIR WRITTEN CONSENT.

PART No.	'M'	'H'	'B' ±0.5[0.020]	'D' ±0.5[0.020]	'T'	'L'
HSM2-6.4-L-STYLE	M2	6.4 [.251]	6.4 [.251]	6.0 [.236]	0.6 [.023]	15.0-50.0 [.590-1.968] (1mm INCREMENTS)
HSM2.5-6.4-L-STYLE	M2.5	6.4 [.251]	6.4 [.251]	6.0 [.236]	0.68 [.026]	15.0-50.0 [.590-1.968] (1mm INCREMENTS)
HSM3-6.4-L-STYLE	M3	6.4 [.251]	6.4 [.251]	6.0 [.236]	0.75 [.029]	15.0-50.0 [.590-1.968] (1mm INCREMENTS)
HSM4-8-L-STYLE	M4	8.0 [.314]	8.0 [.314]	6.0 [.236]	1.05 [.041]	15.0-50.0 [.590-1.968] (1mm INCREMENTS)
HSM5-9.5-L-STYLE	M5	9.5 [.374]	9.5 [.374]	9.0 [.354]	1.2 [.047]	20.0-75.0 [.787-2.952] (1mm INCREMENTS)
HSM5-12.7-L-STYLE	M5	12.7 [.500]	12.7 [.500]	12.7 [.500]	1.5 [.059]	20.0-75.0 [.787-2.952] (1mm INCREMENTS)
HSM6-12.7-L-STYLE	M6	12.7 [.500]	12.7 [.500]	12.7 [.500]	1.5 [.059]	25.0-75.0 [.984-2.952] (1mm INCREMENTS)

RICHCO, INC. WWW.RICHCO-INC.COM		METRIC PRIMARY UNITS:mm IMPERIAL SECONDARY UNITS:[inches] GENERAL TOLERANCES ±0.25 [0.010] UNLESS OTHERWISE STATED 1 DECIMAL PLACE ± 2 DECIMAL PLACES ± ANGULAR ±1°		SHEET SIZE A4	
		MATERIAL: BODY: NYLON 6 (RMS-133). INSERT: BRASS (RMS-231).			COLOUR: NATURAL
DESCRIPTION: METRIC HEX LOW VOLTAGE INSULATORS			PART No: SEE TABLE		
DRG No: 07-125		NPR No: N/A		THIRD ANGLE	
DRN NJB	DATE 09/11/07	CHKD TC	DATE 23/10/08	SCALE NTS	SHEET No. 1 OF 1