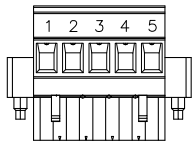


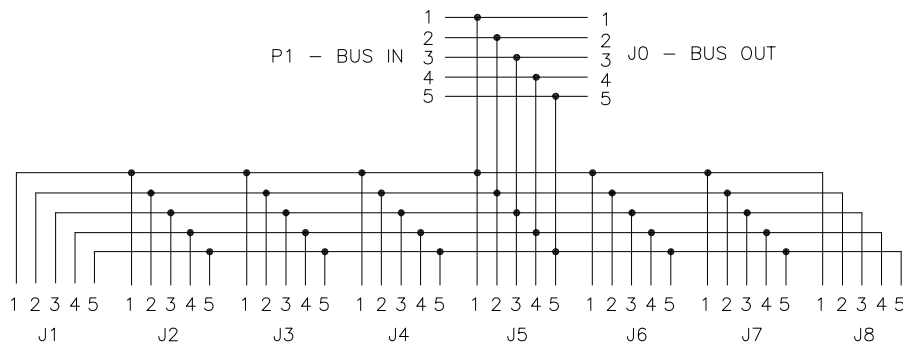
TERMINAL BLOCK PLUG

WIRING DIAGRAM

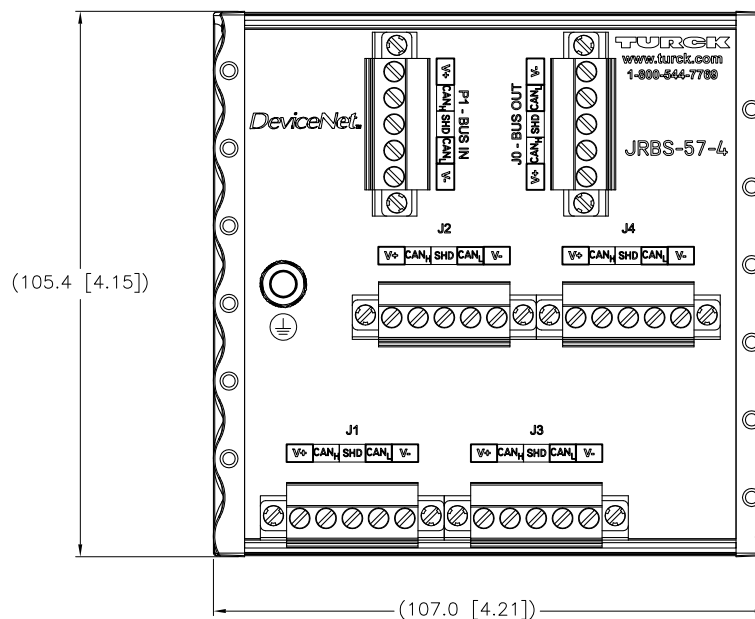
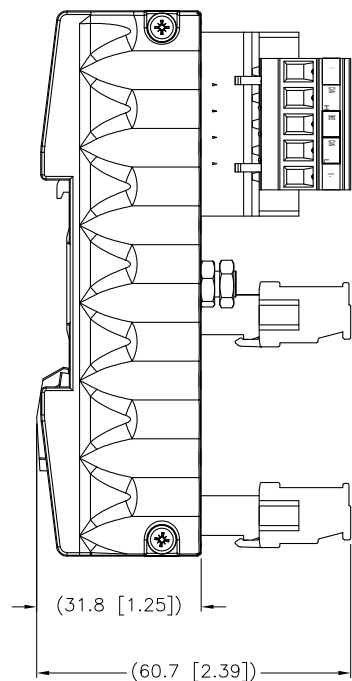
SPECIFICATIONS



- 1 = RED (V+)
- 2 = WHITE (CAN_H)
- 3 = BARE (SHLD)
- 4 = BLUE (CAN_L)
- 5 = BLACK (V-)



HOUSING MATERIAL/COLOR	EXTRUDED ALUMINUM/BLACK
END CAPS/COLOR	NYLON/BLACK
TERMINAL BLOCK MATERIAL/COLOR	NYLON/BLACK
PROTECTION CLASS	IP 20
OPERATING TEMPERATURE	-30°C to +70°C (-22°F to +158°F)



SOURCE DRAWING - FOR REFERENCE ONLY

RELATED DOCUMENTS 1. 2. 3. 4.	3RD ANGLE PROJECTION 	THIS DRAWING IS PROPERTY OF TURCK INC. USE OF THIS DOCUMENT WITHOUT WRITTEN PERMISSION IS PROHIBITED.		3000 CAMPUS DRIVE MINNEAPOLIS, MN 55441 1-800-544-7769 (763) 553-7300 (763) 553-0708 fax turck.com	
	MATERIAL	DRFT MS	DATE 09/11/07	DESCRIPTION JRBS-57-4	
	FINISH	DSGN	SCALE 1=1.5		
	ALL DIMENSIONS DISPLAYED ON THIS DRAWING ARE FOR REFERENCE ONLY CONTACT TURCK FOR MORE INFORMATION		UNIT OF MEASUREMENT MILLIMETER [INCH]		IDENTIFICATION NO. U3-01162
DO NOT SCALE THIS DRAWING		FILE: U3-01162		SHEET 1 OF 1	

A	DRAWING RELEASE	MS	12/11/07	
REV	DESCRIPTION	BY	DATE	ECO NO.