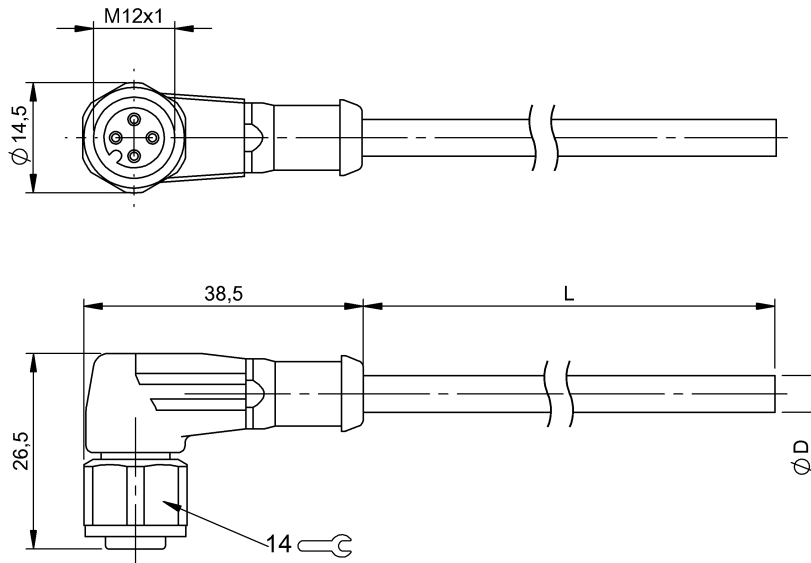


BCC S4A5-0000-1A-010-VX0434-050
BCC0FUK



Display/Operation

Function indicator (Pin 2)	LED white
Function indicator (Pin 4)	LED yellow
Power indicator	LED green

Electrical connection

Bending radius min., fixed cable	5 x D
Bending radius min., flexible cable	10 x D
Cable	PVC black, 5.00 m, Drag chain compatible
Cable diameter D	5.20 mm \pm 0.20 mm
Cable, bending cycles min.	1 million
Conductor cross-section	0.34 mm ²
Number of conductors	4
Number of pins	5
System	Molded

Electrical data

Horizontal travel permitted, drag chain	5 m
Operating voltage U_b	30 VDC
Rated current (40 °C)	4.0 A
Vertical travel permitted, drag chain	2 m

Environmental conditions

Cable temperatur, drag chain	-10...60 °C
------------------------------	-------------

Cable temperature, fixed routing	-30...80 °C
Cable temperature, flexible routing	-10...80 °C
Protection type IEC 60529	IP69K

Material

Material contact carrier	PVC
Material contacts	Bronze
Material cover nut	Stainless steel (1.4404)
Material grip	PUR

Mechanical data

Acceleration max., drag chain	5 m/s ²
Tightening torque pigtail	0.6 Nm
Traverse speed max., drag chain	200 m/min

Output/Interface

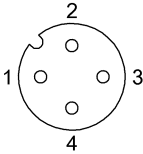
Switching output	PNP Normally open/Normally closed (NO/NC)
------------------	---

Remarks

Cable construction acc. to UL-AWM Style 2464

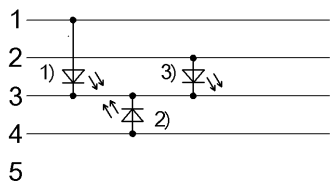
BCC S4A5-0000-1A-010-VX0434-050
BCC0FUK

Connector view



PIN 1: brown PIN 2: white PIN 3: blue PIN 4: black

Wiring Diagram



1) Green LED = Power2) Yellow LED = Function3) LED white = Function