



## LED Emergency Lighting



### Description

This range of LED emergency lighting offers an energy saving and cost effective solution to fulfil emergency lighting requirements. Wired as maintained, both the Exit Box and Bulkhead can be wired as non-maintained if required.

### Features

- 3W LED PCB
- 3 hour min. emergency duration
- Includes legend kit – additional legends available separately
- Ni-Cad rechargeable battery
- Impact resistant polycarbonate diffuser and base on bulkhead
- Painted steel body with polycarbonate screen on exit box
- Can be wired for maintained or non-maintained operation
- Constant light output when operating on mains or battery power

### Range

LED Emergency Exit Box	7959372
LED Emergency Bulkhead	7959378

### Dimensions

	7959372	7959378
Length	390mm	350mm
Width	190mm	115mm
Depth	60mm	55mm

### Technical Specification

Input voltage	230V~ 50Hz	
Wattage	3W LED	
Lumen Output	124lm	
Battery	E9100	NiCD 1.8Ah 3.6V
	E9300	NiCD 1.5Ah 3.6V
Duration	3 hours	
IP	E9100	IP20
Rating	E9300	IP65

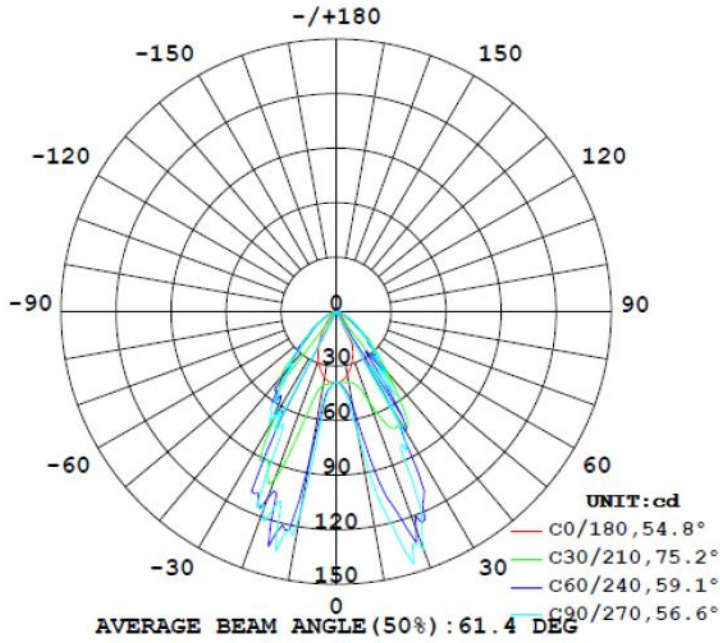
### Standards

- BS EN 60598-1
- BS EN 60598-2-22
- BS EN 55015
- BS EN 61547
- BS EN 61000-3-2
- BS EN 61000-3-3

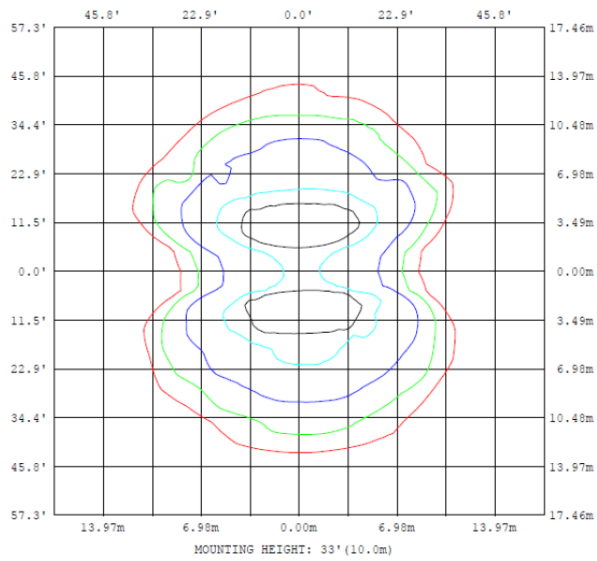


### Photometric Data

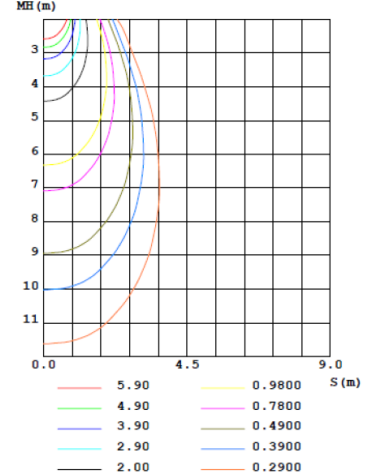
LUMINOUS INTENSITY DISTRIBUTION DIAGRAM



ISOLUX DIAGRAM



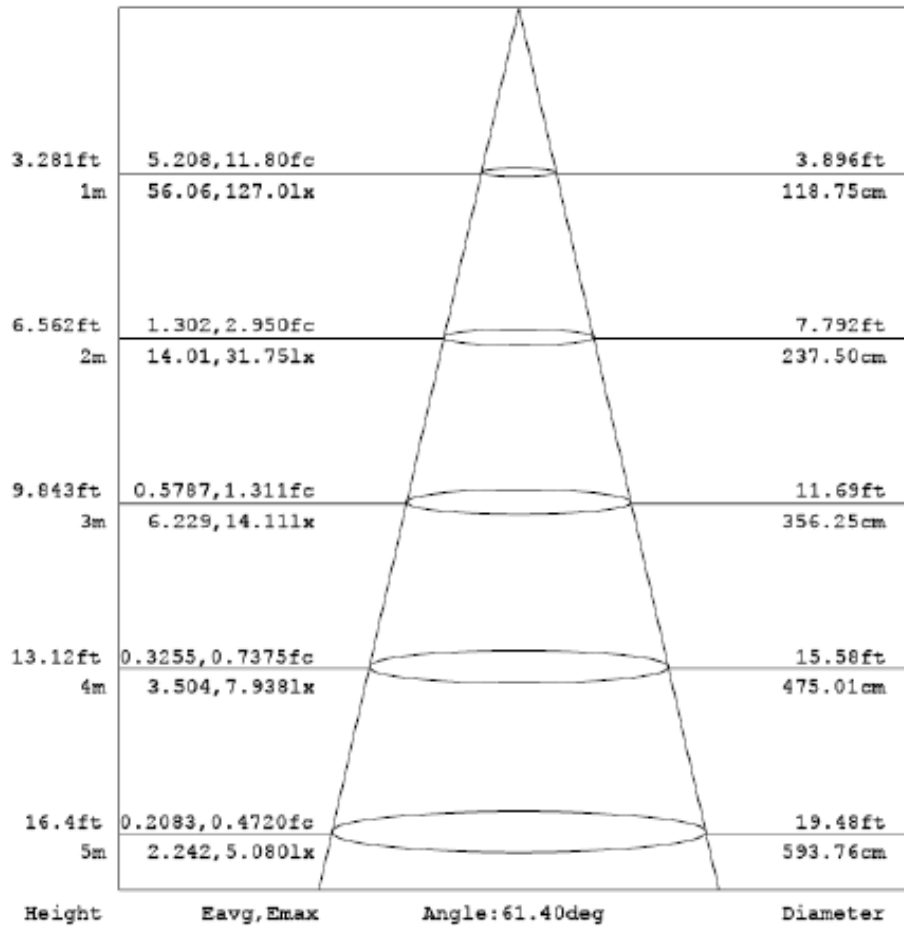
C0 PLANE ISOLUX DIAGRAM (UNIT:lx)





Illuminated area and average illumination curve

Flux out: 63.58 lm



Note: The Curves indicate the illuminated area and the average illumination when the luminaire is at different distance.